

FILED

OCT 09 2024

COMANCHE COUNTY
2024-2025
ESTIMATE OF NEEDS
AND FINANCIAL STATEMENT OF THE
FISCAL YEAR 2023-2024

STATE AUDITOR & INSPECTOR

BOARD OF COUNTY COMMISSIONERS OF
THE COUNTY OF COMANCHE
STATE OF OKLAHOMA

Two copies of this Financial Statement and Estimate of Needs should be filed with the County Clerk not later than August 17 for all Counties. After approval by the Excise Board and the levies are made, both statements should be signed by the appropriate Board Members. One complete signed copy must be sent to the State Auditor and Inspector, 2300 N. Lincoln Blvd., State Capital, Room 123, Oklahoma City, OK 73105. If publication may not be had by date required for filing, affidavit and proof of publication are required to be attached within five days after date of filing.

THE 2024-2025
ESTIMATE OF NEEDS

AND

FINANCIAL STATEMENT OF THE
FISCAL YEAR 2023-2024

PREPARED BY Budgeting and Accounting Services, PLLC
SUBMITTED TO THE COMANCHE COUNTY
EXCISE BOARD THIS 10 DAY OF September 2024

BOARD OF COUNTY COMMISSIONERS

Chairman <u>Kenny Kirdi</u> <u>JOSH POWERS</u>	County Clerk <u>Camie Lee</u>
Commissioner <u>JOHNNY OWENS</u>	Commissioner <u>RYAN JOHN</u>
Treasurer <u>Rhonda Brantley</u>	Assessor <u>[Signature]</u>
Court Clerk <u>Rolt Mow</u>	Sheriff <u>[Signature]</u>

Comanche

Index Page

Exhibit A	County General	1
Exhibit D	County Highway Unrestricted	12
Exhibit E	Health	20
Total Exhibit I's		28
Total Exhibit I.S.T's		53
Total Exhibit M's		61
Exhibit W		81
Exhibit X		83
Exhibit Y		85
Exhibit Z		89

COMANCHE COUNTY
2024-2025
ESTIMATE OF NEEDS
AND FINANCIAL STATEMENT OF THE
FISCAL YEAR 2023-2024


COMANCHE COUNTY, STATE OF OKLAHOMA


To the County Excise Board of said County and State, Greeting:-


Pursuant to the requirements of 68 O.S. 1991 Section 3002, we submit herewith for your consideration, the within statement of the fiscal condition of the County of Comanche, State of Oklahoma, for the fiscal year beginning July 1, 2023 and ending June 30, 2024, together with an itemized statement of the estimated needs thereof for the fiscal year beginning July 1, 2024 and ending June 30, 2025. The same have been prepared in conformity to Statute, in relation to which be it further noted that:


1. We, the members of the Board of County Commissioners of said County and State, do hereby certify that the statements herein submitted show the true and correct conditions of the fiscal affairs of said County for the fiscal year ending June 30, 2024, that said statements comprise a "full and accurate statement of the assessments, receipts and expenditures of the preceding year, made out in detail under separate heads" as required by 19 O.S. 1991 Section 345; that said preparation was had at an official session of said Board, begun on the first Monday in July, 2024 pursuant to the provisions of 68 O.S. 1991 Section 3002.
2. And we further certify that the estimates of the several amounts necessary for current expenses for the fiscal year beginning July 1, 2024 and ending June 30, 2025 as shown under "Schedule 8" were prepared and filed with the Board of County Commissioners as of the first Monday in July 2024, that the same have been correctly entered, and that all estimates made are entered as certified by Department Heads for the respective purposes herein set out. We further certify that the sums requested for salaries of county officers and the deputies are calculated and based upon authority of salary statutes currently effective and applicable in this county.
3. We further certify that the estimated income from sources other than ad valorem tax, shown on "Schedule 4", may reasonably be expected to be collected as a revenue during the ensuing fiscal year, and is not in excess of the 90% of the amounts collected for the same sources during the fiscal year ending June 30, 2024.

Dated at the office of the County Clerk, at Lawton, Oklahoma,
this 16th day of September, 2024.



Chairman JOSH OWENS



Commissioner JOHNNY OWENS


Treasurer


Court Clerk


County Clerk


Commissioner RYAN JOHN


Assessor


Sheriff

Filed this 12th day of September, 2024
Secretary and Clerk of Excise Board, Comanche County, Oklahoma.

**BUDGETING & ACCOUNTING
SERVICES, PLLC**

2302 Lakewood Drive

405.222.8497

Chickasha, OK 73018

CHRIS ANGEL, CPA

chris.angel1974@gmail.com

Accountant's Compilation Report

Honorable Board of County Commissioners
Comanche County, Oklahoma

Management is responsible for the accompanying 2023-24 prescribed financial statements as of and for the fiscal year ended June 30, 2024, and the 2024-25 Estimate of Needs (SA&I form 2631R97) and the Publication Sheet (SA&I form 2631R97) for Comanche County, included in the accompanying prescribed form. We have performed a compilation engagement in accordance with Statements on Standards for Accounting and Review Services promulgated by the Accounting and Review Services Committee of the AICPA. We did not audit or review the prescribed financial statements, estimate of needs and publication sheet nor were we required to perform any procedures to verify the accuracy or completeness of the information provided by management. Accordingly, we do not express an opinion, a conclusion, nor provide any form of assurance on these prescribed financial statements.

The prescribed financial statements, estimate of needs and publication sheets forms are presented in accordance with the requirements prescribed by the Office of the Oklahoma State Auditor and Inspector per 68 OS §3003.B as defined by 68 OS § 3004-3011 and are not intended to be a complete presentation of the County's assets and liabilities. The financial statements are prepared in accordance with the prescribed format, which is a basis of accounting other than accounting principles generally accepted in the United States of America.

This report is intended solely for the information and use of Comanche County, Oklahoma, the Excise Board of Comanche County, Oklahoma and for filing with the State Auditor and Inspector and is not intended to be and should not be used by anyone other than these specified parties.

We are not independent in relationship to Comanche County.

Budgeting & Accounting Services, PLLC
Budgeting and Accounting Services, PLLC
Chickasha, Oklahoma

Date: 9-11-24

AFFIDAVIT OF PUBLICATION


STATE OF OKLAHOMA, COUNTY OF COMANCHE


Personally appeared before me, the undersigned Notary Public,

CARRIE TUBBS County Clerk of the County and State aforesaid, who being first duly sworn according to law, deposes and says: That he/she complied with the law by having the financial statement for the fiscal year ending June 30, 2024, and the estimated needs and the estimated income from sources other than ad valorem taxes, for the fiscal year beginning July 1, 2024 and ending June 30, 2025 published in one issue of the Lawton Constitution a legally-qualified newspaper published - of general circulation, in said county (strike inapplicable phrase) a copy of which together with proof of publication is herewith attached marked Exhibit "Z" and made a part of hereof.


County Clerk

Subscribed and sworn to before me this 10th day of Sept., 2024.


Notary Public



My Commission Expires

PROOF OF PUBLICATION

THE COUNTY TIMES

PO Box 1283, Lawton, OK 73502 ~ 580-429-8200


ESTIMATE OF NEEDS

I, Venius Dobson, of lawful age, being duly sworn upon oath, deposes and says that I am the Publisher of THE COUNTY TIMES, a Weekly publication that is a "legal newspaper" as that phrase is defined in 25 O.S. § 106 for the City of Lawton, for the County of Comanche, in the State of Oklahoma, and that the attachment hereto contains a true and correct copy of what was published in said legal newspaper in consecutive issues on the following date(s):

Thursday, the 19th day of September, 2024

PUBLICATION FEE

\$616.59



Venius Dobson
Publisher

State of Oklahoma
County of Comanche

Signed and sworn to before me this 19th day of September, 2024
by C Ballard.



Notary Public



Mv Commission Expires: October 24, 2024

PUBLISHED IN
THE COUNTY TIMES
SEPTEMBER 19, 2024

PUBLICATION SHEET - COMANCHE COUNTY, OKLAHOMA
FINANCIAL STATEMENT OF THE VARIOUS FUNDS FOR THE FISCAL YEAR ENDING JUNE 30, 2024, AND ESTIMATE OF NEEDS
FOR THE FISCAL YEAR ENDING JUNE 30, 2025, OF THE GOVERNING BOARD OF
COMANCHE COUNTY, OKLAHOMA

Exhibit "Z"

Page 89

STATEMENT OF FINANCIAL CONDITION AS OF JUNE 30, 2024	General Fund	Health Fund	Sinking Fund
ASSETS:			
Cash Balance June 30, 2024	\$ 6,312,485.23	\$ 3,455,783.50	\$ -
Investments	\$ -	\$ -	\$ -
TOTAL ASSETS	\$ 6,312,485.23	\$ 3,455,783.50	\$ -
LIABILITIES AND RESERVES:			
Warrants Outstanding	\$ 61,884.51	\$ 126,333.75	\$ -
Reserves for Interest on Warrants	\$ -	\$ -	\$ -
Reserves from Schedule 8	\$ 407,445.21	\$ 288,151.60	\$ -
TOTAL LIABILITIES AND RESERVES	\$ 469,329.72	\$ 414,485.35	\$ -
CASH FUND BALANCE (Deficit) JUNE 30, 2024	\$ 5,843,155.51	\$ 3,041,298.15	\$ -
ESTIMATE OF NEEDS FOR FISCAL YEAR ENDING JUNE 30, 2025			
Grand Total Current Expense Needs	\$ 14,000,936.93	\$ 5,082,737.10	\$ -
Reserves for Interest on Warrants & Revaluation	\$ -	\$ -	\$ -
Total Required	\$ 14,000,936.93	\$ 5,082,737.10	\$ -
FINANCED:			
Cash Fund Balance	\$ 5,843,155.51	\$ 3,041,298.15	\$ -
Revenues Approved by Excise Board	\$ -	\$ -	\$ -
Total Deductions	\$ 5,843,155.51	\$ 3,041,298.15	\$ -
Balance to Raise from Ad Valorem Tax	\$ 8,157,781.42	\$ 2,041,438.95	\$ -

CERTIFICATE - GOVERNING BOARD

STATE OF OKLAHOMA, COUNTY OF COMANCHE, ss:

We, the undersigned duly elected, qualified Governing Officers of Comanche County, Oklahoma, do hereby certify that at a meeting of the Governing Body of the said County, begun at the time provided by law for Counties and pursuant to the provisions of 58 O.S. 1991 Sec. 3002, the foregoing statement was prepared and is true and correct condition of the Financial Affairs of said County as reflected by the record of the County Clerk and Treasurer. We further certify that the foregoing estimate for current expenses for the fiscal year beginning July 1, 2024, and ending June 30, 2025, as shown are reasonably necessary for the proper conduct of the affairs of the said County, that the Estimate Income to be derived from sources other than ad valorem taxation does not exceed the lawfully authorized ratio of the revenue derived from the same sources during the preceding fiscal year.

Chairman of Board JOHN POWERS


County Clerk _____ Seal

Commissioner JOHNNY OWENS

Subscribed and sworn to before me this
16th day of Sept, 2024.

Commissioner RYAN JOHN

Notary Public _____

 **CORINNE OWENSBY**
NOTARY PUBLIC
STATE OF OKLAHOMA
September 05, 2024

Estimate of Needs by Appropriated Account for 2024-2025

Unrestricted Expenses for the General Fund:	Governmental Budget Accounts Fiscal Year 2024-2025	
	Needs as Estimated by Governing Board	Approved by County Excise Board
Department: 1700, Visual Inspection		
1110, Full time salaries	\$ 457,675.44	\$ 457,675.44
1210, FICA	\$ 182,705.42	\$ 182,705.42
1310, Travel	\$ 30,000.00	\$ 30,000.00
2005, Maintenance & Operation	\$ 49,000.00	\$ 49,000.00
2021, Contract Labor	\$ 92,890.00	\$ 92,890.00
4110, Capital Outlay	\$ 20,759.00	\$ 20,759.00
Total for 1700, Visual Inspection	\$ 833,029.86	\$ 833,029.86
Department: 1800, Juvenile Shelter/Bureau		
1110, Full time salaries	\$ 389,501.28	\$ 389,501.28
1210, FICA	\$ 171,380.56	\$ 171,380.56
1310, Travel	\$ 2,000.00	\$ 2,000.00
2005, Maintenance & Operation	\$ 17,000.00	\$ 17,000.00
4110, Capital Outlay	\$ 100.00	\$ 100.00
Total for 1800, Juvenile Shelter/Bureau	\$ 579,981.84	\$ 579,981.84
Department: 2000, General Government		
1110, Full time salaries	\$ 232,989.64	\$ 232,989.64
1210, FICA	\$ 104,845.34	\$ 104,845.34
1310, Travel	\$ 100.00	\$ 100.00
2005, Maintenance & Operation	\$ 1,090,299.37	\$ 1,090,299.37
2999, Contingencies	\$ 2,926,936.93	\$ 2,926,936.93
4110, Capital Outlay	\$ 100.00	\$ 100.00
Total for 2000, General Government	\$ 4,355,271.28	\$ 4,355,271.28
Department: 2100, Excise Equalization		
1110, Full time salaries	\$ 12,000.00	\$ 12,000.00
1210, FICA	\$ 1,000.00	\$ 1,000.00
1310, Travel	\$ 1,500.00	\$ 1,500.00
Total for 2100, Excise Equalization	\$ 14,500.00	\$ 14,500.00
Department: 2200, Election Board		
1110, Full time salaries	\$ 153,229.90	\$ 153,229.90
1130, Part Time salaries	\$ 10,000.00	\$ 10,000.00
1210, FICA	\$ 68,567.16	\$ 68,567.16
1310, Travel	\$ 500.00	\$ 500.00
2005, Maintenance & Operation	\$ 15,000.00	\$ 15,000.00
2010, Programs	\$ 15,000.00	\$ 15,000.00
4110, Capital Outlay	\$ 100.00	\$ 100.00
Total for 2200, Election Board	\$ 262,397.06	\$ 262,397.06
Department: 2700, Emergency Management		
1310, Travel	\$ 500.00	\$ 500.00
2005, Maintenance & Operation	\$ 263,222.85	\$ 263,222.85
Total for 2700, Emergency Management	\$ 263,722.85	\$ 263,722.85
Department: 2800, Charity		
2005, Maintenance & Operation	\$ 4,000.00	\$ 4,000.00
Total for 2800, Charity	\$ 4,000.00	\$ 4,000.00
Department: 3000, E-911		
2005, Maintenance & Operation	\$ 858,990.00	\$ 858,990.00
Total for 3000, E-911	\$ 858,990.00	\$ 858,990.00
Department: 4500, County Audit Budget		
2005, Maintenance & Operation	\$ 87,718.08	\$ 87,718.08
Total for 4500, County Audit Budget	\$ 87,718.08	\$ 87,718.08

Estimate of Needs by Appropriated Account for 2024-2025

Unrestricted Expenses for the General Fund:	Governmental Budget Accounts Fiscal Year 2024-2025	
	Needs as Estimated by	Approved by County

Estimate of Needs by Appropriated Account for 2024-2025

Restricted Expenses for the General Fund:	Governmental Budget Accounts Fiscal Year 2024-2025	
	Needs as Estimated by Governing Board	Approved by County Excise Board
Department: 0100, District Attorney		
2005, Maintenance & Operation	\$ 60,000.00	\$ 60,000.00
2020, Professional Services	\$ 75,000.00	\$ 75,000.00
Total for 0100, District Attorney	\$ 135,000.00	\$ 135,000.00
Department: 0400, Sheriff		
1110, Full time salaries	\$ 1,767,996.04	\$ 1,767,996.04
1210, FICA	\$ 777,918.26	\$ 777,918.26
2005, Maintenance & Operation	\$ 41,000.00	\$ 41,000.00
4110, Capital Outlay	\$ 100.00	\$ 100.00
Total for 0400, Sheriff	\$ 2,587,014.30	\$ 2,587,014.30
Department: 0600, Treasurer		
1110, Full time salaries	\$ 210,082.56	\$ 210,082.56
1210, FICA	\$ 81,932.20	\$ 81,932.20
1310, Travel	\$ 9,600.00	\$ 9,600.00
2005, Maintenance & Operation	\$ 30,000.00	\$ 30,000.00
2022, Banking Fees	\$ 100.00	\$ 100.00
4110, Capital Outlay	\$ -	\$ -
Total for 0600, Treasurer	\$ 331,714.76	\$ 331,714.76
Department: 0800, Commissioners		
1110, Full time salaries	\$ 323,124.49	\$ 323,124.49
1210, FICA	\$ 199,946.62	\$ 199,946.62
1310, Travel	\$ 36,000.00	\$ 36,000.00
4110, Capital Outlay	\$ 100.00	\$ 100.00
Total for 0800, Commissioners	\$ 559,171.11	\$ 559,171.11
Department: 0900, OSU Extension		
1110, Full time salaries	\$ 120,000.00	\$ 120,000.00
1310, Travel	\$ 18,000.00	\$ 18,000.00
2005, Maintenance & Operation	\$ 17,000.00	\$ 17,000.00
4110, Capital Outlay	\$ 100.00	\$ 100.00
Total for 0900, OSU Extension	\$ 155,100.00	\$ 155,100.00
Department: 1000, County Clerk		
1110, Full time salaries	\$ 460,895.82	\$ 460,895.82
1210, FICA	\$ 182,728.45	\$ 182,728.45
1310, Travel	\$ 9,600.00	\$ 9,600.00
2005, Maintenance & Operation	\$ 16,000.00	\$ 16,000.00
4110, Capital Outlay	\$ 1,000.00	\$ 1,000.00
Total for 1000, County Clerk	\$ 670,224.27	\$ 670,224.27
Department: 1400, Court Clerk		
1110, Full time salaries	\$ 668,606.75	\$ 668,606.75
1210, FICA	\$ 284,846.83	\$ 284,846.83
1310, Travel	\$ 9,600.00	\$ 9,600.00
Total for 1400, Court Clerk	\$ 963,053.58	\$ 963,053.58
Department: 1600, Assessor		
1110, Full time salaries	\$ 286,218.60	\$ 286,218.60
1210, FICA	\$ 120,210.60	\$ 120,210.60
1310, Travel	\$ 16,800.00	\$ 16,800.00
2005, Maintenance & Operation	\$ 7,820.00	\$ 7,820.00
4110, Capital Outlay	\$ 100.00	\$ 100.00
Total for 1600, Assessor	\$ 431,149.20	\$ 431,149.20

	Governing Board	Excise Board
Department: 4700, Free Fair Budget		
2005, Maintenance & Operation	\$ 255,826.00	\$ 255,826.00
2015, Premiums & Awards	\$ 88,300.00	\$ 88,300.00
4110, Capital Outlay	\$ 100.00	\$ 100.00
Total for 4700, Free Fair Budget	\$ 344,226.00	\$ 344,226.00
Department: 4900, Library Budget		
6810, Miscellaneous	\$ 60,000.00	\$ 60,000.00
Total for 4900, Library Budget	\$ 60,000.00	\$ 60,000.00
Department: 5100, County Hospital		
6310, Other County Agencies	\$ 219,295.20	\$ 219,295.20
Total for 5100, County Hospital	\$ 219,295.20	\$ 219,295.20
Department: 7000, Juvenile Detention Center		
1110, Full time salaries	\$ 155,221.80	\$ 155,221.80
1210, FICA	\$ 80,715.34	\$ 80,715.34
2005, Maintenance & Operation	\$ 9,440.40	\$ 9,440.40
4110, Capital Outlay	\$ 40,000.00	\$ 40,000.00
Total for 7000	\$ 285,377.54	\$ 285,377.54
Total for Unrestricted Expenses for the General Fund:	\$ 14,000,936.93	\$ 14,000,936.93
Total General Fund Budget Requested	\$ 14,000,936.93	\$ 14,000,936.93

COUNTY GENERAL COVERING THE PERIOD 7/1/2023 TO 6/30/2024
ESTIMATE OF NEEDS FOR 2024-2025

Page 1

EXHIBIT A

Schedule 1, Current Balance Sheet - June 30, 2024	
	Amount
ASSETS:	
Cash Balance June 30, 2024	\$ 6,312,485.23
Investments	\$ -
TOTAL ASSETS	\$ 6,312,485.23
LIABILITIES AND RESERVES:	
Warrants Outstanding	\$ 61,884.51
Reserve for Interest on Warrants	\$ -
Reserves From Schedule 8	\$ 407,445.21
TOTAL LIABILITIES AND RESERVES	\$ 469,329.72
CASH FUND BALANCE JUNE 30, 2024	\$ 5,843,155.51
TOTAL LIABILITIES, RESERVES AND CASH FUND BALANCE	\$ 6,312,485.23

Schedule 2, Revenue and Requirements for 2023-2024		
	Detail	Total
REVENUE:		
Adjusted Cash Balance June 30, 2023	\$ 5,572,756.45	
Cash Fund Balance Transferred From Prior Years	\$ 56,997.73	
All Ad Valorem Tax Apportioned	\$ 8,528,857.30	
Miscellaneous Revenue Apportioned	\$ 2,386,020.72	
TOTAL REVENUE		\$ 16,544,632.20
REQUIREMENTS:		
Claims Paid by Warrants Issued	\$ 10,294,031.48	
Reserves From Schedule 8	\$ 407,445.21	
Interest Paid on Warrants	\$ -	
Reserve for Interest on Warrants	\$ -	
TOTAL REQUIREMENTS		\$ 10,701,476.69
ADD: CASH FUND BALANCE AS PER BALANCE SHEET JUNE 30, 2024		\$ 5,843,155.51
TOTAL REQUIREMENTS AND CASH FUND BALANCE		\$ 16,544,632.20

Schedule 3, Cash Fund Balance Analysis - June 30, 2024	
	Amount
ADDITIONS:	
Miscellaneous Revenue Collected in Excess with Transfer Adjustments	\$ 2,385,988.40
Warrants Estopped, Cancelled or Converted	\$ -
Fiscal Year 2023-2024 Lapsed Appropriations	\$ 2,747,265.91
Fiscal Year 2022-2023 Lapsed Appropriations	\$ 56,997.73
Ad Valorem Tax Collections in Excess of Estimate	\$ 661,259.91
TOTAL ADDITIONS	\$ 5,851,511.95
DEDUCTIONS:	
Supplemental Appropriations	\$ 8,356.44
Current Tax in Process of Collection	\$ -
TOTAL DEDUCTIONS	\$ 8,356.44
Cash Fund Balance as per Balance Sheet June 30, 2024	\$ 5,843,155.51

COUNTY GENERAL COVERING THE PERIOD 7/1/2023 TO 6/30/2024
ESTIMATE OF NEEDS FOR 2024-2025

EXHIBIT A

Schedule 4: Revenue	2022-2023 Account	2023-2024 Account		
SOURCE	Actually Collected	Amount Estimated	Actually Collected	Over (Under)
Ad Valorem Taxes				
9001 Current Tax	\$ 7,491,602.46	\$ 7,867,597.39	\$ 8,135,536.88	\$ 267,939.49
9002 Prior Year	\$ 264,163.19	\$ -	\$ 295,612.27	\$ 295,612.27
9003 Back Year	\$ 134,383.93	\$ -	\$ 97,708.15	\$ 97,708.15
Ad Valorem Tax Total	\$ 7,890,149.58	\$ 7,867,597.39	\$ 8,528,857.30	\$ 661,259.91
9000, Interest, Mortgage Tax				
9007 Interest Certificates of Deposits	\$ 4,229.60	\$ -	\$ 9,319.53	\$ 9,319.53
9008 Interest Income Funds	\$ 51,823.88	\$ -	\$ 57,268.29	\$ 57,268.29
9011 Other Investments	\$ 38,564.66	\$ -	\$ 108,109.10	\$ 108,109.10
Total for Interest, Mortgage Tax	\$ 94,618.14	\$ -	\$ 174,696.92	\$ 174,696.92
9100, Local Revenues				
9104 Motor Vehicle Auto Stamps	\$ 14,860.47	\$ -	\$ 15,759.11	\$ 15,759.11
9106 County Clerk Fees	\$ 549,094.76	\$ -	\$ 509,775.86	\$ 509,775.86
9124 Sheriff Fees	\$ -	\$ -	\$ 2,647.93	\$ 2,647.93
9125 Tax Increment Financing (TIF)	\$ 12,653.55	\$ -	\$ 15,309.00	\$ 15,309.00
9126 Treasurer Service - School Deputy	\$ 2,500.00	\$ -	\$ 2,500.00	\$ 2,500.00
9127 Treasurer Fees	\$ 5,258.00	\$ -	\$ 4,719.00	\$ 4,719.00
9129 Visual Inspection	\$ 667,090.82	\$ -	\$ 682,692.35	\$ 682,692.35
9130 Wildlife Fines	\$ 571.87	\$ -	\$ 442.98	\$ 442.98
Total for Local Revenues	\$ 1,252,029.47	\$ -	\$ 1,233,846.23	\$ 1,233,846.23
9200, State Revenues				
9203 Election Board Secretary Rcimbursements	\$ 81,337.76	\$ -	\$ 77,623.37	\$ 77,623.37
9219 OTC - Tobacco	\$ 40,249.17	\$ -	\$ 39,488.75	\$ 39,488.75
9221 Payment In lieu of Taxes	\$ -	\$ -	\$ -	\$ -
9222 Public Service Administrative Fee	\$ 29.09	\$ -	\$ 21.54	\$ 21.54
9224 State Land Reimbursement	\$ 2,786.35	\$ -	\$ 2,756.75	\$ 2,756.75
9235 OTC-Motor Vehicle COCG	\$ 184,039.32	\$ -	\$ 185,616.00	\$ 185,616.00
Total for State Revenues	\$ 308,441.69	\$ -	\$ 305,506.41	\$ 305,506.41
9300, Federal Revenues				
9314 US Department of Interior	\$ 185,818.00	\$ -	\$ 198,618.00	\$ 198,618.00
9317 CARES Act	\$ -	\$ -	\$ -	\$ -
9318 Other COVID stimulus	\$ -	\$ -	\$ -	\$ -
Total for Federal Revenues	\$ 185,818.00	\$ -	\$ 198,618.00	\$ 198,618.00
9400, Miscellaneous Revenues				
9406 Recoveries	\$ 14,043.33	\$ -	\$ -	\$ -
9407 Reimbursements of Expenditures	\$ 128,287.85	\$ -	\$ 150,102.62	\$ 150,102.62
9408 Rents/Lease of Public Property	\$ 1,656.00	\$ -	\$ 1,656.00	\$ 1,656.00
9409 Resale Distribution	\$ -	\$ -	\$ 250,000.00	\$ 250,000.00
9415 Miscellaneous	\$ 55,114.16	\$ -	\$ 68,714.54	\$ 68,714.54
Total for Miscellaneous Revenues	\$ 199,101.34	\$ -	\$ 470,473.16	\$ 470,473.16
9500, Special Assessments				
9502 Dilapidated Building	\$ 260.00	\$ -	\$ 185.00	\$ 185.00
9507 Mowing	\$ 2,550.00	\$ -	\$ 2,695.00	\$ 2,695.00
Total for Special Assessments	\$ 2,810.00	\$ -	\$ 2,880.00	\$ 2,880.00

COUNTY GENERAL COVERING THE PERIOD 7/1/2023 TO 6/30/2024
ESTIMATE OF NEEDS FOR 2024-2025

Page 3

EXHIBIT A

Schedule 4: Revenue		2024-2025 Account	
SOURCE	Basis & Limit of Ensuing Estimate	Estimated by Governing Board	Approved by Excise Board
Ad Valorem Taxes			
9001 Current Tax	100.27%	\$ 8,157,781.42	\$ 8,157,781.42
9002 Prior Year	0.00%	\$ -	\$ -
9003 Back Year			
Ad Valorem Tax Total		\$ 8,157,781.42	\$ 8,157,781.42
9000, Interest, Mortgage Tax			
9007 Interest Certificates of Deposits	90.00%	\$ 8,387.58	
9008 Interest Income Funds	90.00%	\$ 51,541.46	
9011 Other Investments	90.00%	\$ 97,298.19	
Total for Interest, Mortgage Tax		\$ 157,227.23	\$ -
9100, Local Revenues			
9104 Motor Vehicle Auto Stamps	90.00%	\$ 14,183.20	
9106 County Clerk Fees	90.00%	\$ 458,798.27	
9124 Sheriff Fees	90.00%	\$ 2,383.14	
9125 Tax Increment Financing (TIF)	90.00%	\$ 13,778.10	
9126 Treasurer Service - School Deputy	90.00%	\$ 2,250.00	
9127 Treasurer Fees	90.00%	\$ 4,247.10	
9129 Visual Inspection	90.00%	\$ 614,423.12	
9130 Wildlife Fines	90.00%	\$ 398.68	
Total for Local Revenues		\$ 1,110,461.61	\$ -
9200, State Revenues			
9203 Election Board Secretary Reimbursements	90.00%	\$ 69,861.03	
9219 OTC - Tobacco	90.00%	\$ 35,539.88	
9221 Payment In lieu of Taxes	90.00%	\$ -	
9222 Public Service Administrative Fee	90.00%	\$ 19.39	
9224 State Land Reimbursement	90.00%	\$ 2,481.08	
9235 OTC-Motor Vehicle COCG	90.00%	\$ 167,054.40	
Total for State Revenues		\$ 274,955.77	\$ -
9300, Federal Revenues			
9314 US Department of Interior	90.00%	\$ 178,756.20	
9317 CARES Act	90.00%	\$ -	
9318 Other COVID stimulus	90.00%	\$ -	
Total for Federal Revenues		\$ 178,756.20	\$ -
9400, Miscellaneous Revenues			
9406 Recoveries	90.00%	\$ -	
9407 Reimbursements of Expenditures	90.00%	\$ 135,092.36	
9408 Rents/Lease of Public Property	90.00%	\$ 1,490.40	
9409 Resale Distribution	90.00%	\$ 225,000.00	
9415 Miscellaneous	90.00%	\$ 61,843.09	
Total for Miscellaneous Revenues		\$ 423,425.84	\$ -
9500, Special Assessments			
9502 Dilapidated Building	90.00%	\$ 166.50	
9507 Mowing	90.00%	\$ 2,425.50	
Total for Special Assessments		\$ 2,592.00	\$ -

TOTAL REVENUES FOR THE COUNTY GENERAL FUND				
Total Unrestricted Revenue	\$ 2,042,818.64	\$ -	\$ 2,386,020.72	\$ 2,386,020.72
9014 Sales Tax Interest	\$ -	\$ -	\$ -	\$ -
9216 OTC - Sales Tax	\$ -	\$ -	\$ -	\$ -
9418 Miscellaneous Sale Tax Receipts	\$ -	\$ -	\$ -	\$ -
Restricted - Sales Tax Interest	\$ -	\$ -	\$ -	\$ -
Total Miscellaneous County General	\$ 2,042,818.64	\$ -	\$ 2,386,020.72	\$ 2,386,020.72
Ad Valorem Tax	\$ 7,890,149.58	\$ 7,867,597.39	\$ 8,528,857.30	\$ 661,259.91
Grand Total of All Revenues	\$ 9,932,968.22	\$ 7,867,597.39	\$ 10,914,878.02	\$ 3,047,280.63

TOTAL REVENUES FOR THE COUNTY GENERAL FUND			
Total Unrestricted Revenue	0.00%	\$ 2,147,418.65	\$ -
9014 Sales Tax Interest	0.00%	\$ -	\$ -
9216 OTC - Sales Tax	0.00%	\$ -	\$ -
9418 Miscellaneous Sale Tax Receipts	0.00%	\$ -	\$ -
Restricted - Sales Tax Interest	90.00%	\$ -	\$ -
Total Miscellaneous County General		\$ 2,147,418.65	\$ -
Ad Valorem Tax		\$ 8,157,781.42	\$ 8,157,781.42
Grand Total of All Revenues		\$ 10,305,200.07	\$ 8,157,781.42
Surplus Cash from Schedule 3		\$ 5,843,155.51	\$ 5,843,155.51
Total Budget for General Fund		\$ 16,148,355.58	\$ 16,148,355.58

S.A. and I. Form 2631R01 Entity: Comanche County, 16

September 05, 2024

COUNTY GENERAL COVERING THE PERIOD 7/1/2023 TO 6/30/2024
ESTIMATE OF NEEDS FOR 2024-2025

Page 5

EXHIBIT A

Schedule 5: County General Fund Balance Sheet of Current and All Prior Years		
CURRENT AND ALL PRIOR YEARS	2023-24	PRE-2023
Cash Balance Reported to Excise Board June 30, 2023	\$ -	\$ 6,040,668.58
Opening Balance from Prior Year	\$ 5,572,788.77	\$ 5,572,788.77
Cash Fund Balance Transferred Out	\$ 32.32	\$ -
Cash Fund Balance Transferred In	\$ -	\$ -
Adjusted Cash Balance	\$ 5,572,756.45	\$ 467,879.81
Ad Valorem Tax Apportioned	\$ 8,528,857.30	\$ -
Miscellaneous Revenue (Schedule 4)	\$ 2,386,020.72	\$ -
Cash Fund Balance Forward From Preceding Year	\$ 56,997.73	\$ -
Prior Expenditures Recovered		\$ -
TOTAL RECEIPTS	\$ 10,971,875.75	\$ -
TOTAL RECEIPTS AND BALANCE	\$ 16,544,632.20	\$ 467,879.81
Warrants of Year in Caption	\$ 10,232,146.97	\$ 410,882.08
Interest Paid Thereon	\$ -	\$ -
TOTAL DISBURSEMENTS	\$ 10,232,146.97	\$ 410,882.08
CASH BALANCE AND INVESTMENTS JUNE 30, 2024	\$ 6,312,485.23	\$ 56,997.73
Reserve for Warrants Outstanding	\$ 61,884.51	\$ 0.00
Reserve for Interest on Warrants	\$ -	\$ -
Reserves From Schedule 8	\$ 407,445.21	\$ -
TOTAL LIABILITIES AND RESERVE	\$ 469,329.72	\$ 0.00
DEFICIT:	\$ -	\$ -
CASH BALANCE FORWARD TO NEXT YEAR	\$ 5,843,155.51	\$ 56,997.73

Schedule 6: County General Fund Warrant Account of Current and All Prior Years			
CURRENT AND ALL PRIOR YEARS	2023-24	PRE-2023	Total
Warrants Outstanding June 30 of Year in Caption	\$ -	\$ 112,139.62	\$ 112,139.62
Warrants Registered During Year	\$ 10,294,031.48	\$ 298,742.46	\$ 10,592,773.94
TOTAL	\$ 10,294,031.48	\$ 410,882.08	\$ 10,704,913.56
Warrants Paid During Year	\$ 10,232,146.97	\$ 410,882.08	\$ 10,643,029.05
Warrants Converted to Bonds or Judgements	\$ -	\$ -	\$ -
Warrants Cancelled	\$ -	\$ -	\$ -
Warrants Estopped by Statute	\$ -	\$ -	\$ -
TOTAL WARRANTS RETIRED	\$ 10,232,146.97	\$ 410,882.08	\$ 10,643,029.05
TOTAL WARRANTS OUTSTANDING JUNE 30, 2024	\$ 61,884.51	\$ 0.00	\$ 61,884.51

Schedule 7: 2023 Ad Valorem Tax Account		
2023 Net Valuation Cert. To County Excise Board	\$ 845,978,214.00	10.230 Mills
Total Proceeds of Levy as Certified		\$ 8,654,357.13
Additions:		\$ -
Deductions:		\$ -
Gross Balance Tax		\$ 8,654,357.13
Less Reserve for Delinquent Tax	Prior Year Percent for Delinquency 10%	\$ 786,759.74
Reserve for Protest Pending		\$ -
Balance Available Tax		\$ 7,867,597.39
Deduct 2023 Tax Apportioned		\$ 8,135,536.88
Net Balance 2023 Tax in Process of Collection		\$ -
Excess Collections		\$ 267,939.49

Schedule 9: County General Fund Summary of Expenses				
Total for Expenses	Net Appropriations July 1, 2024	Warrants Issued	Reserves	Approved by County Excise Board
1100 Total Salaries	\$ 5,098,341.54	\$ 4,996,957.64	\$ -	\$ 5,247,542.32
1200 Fringe Benefits	\$ 2,159,293.48	\$ 2,070,166.56	\$ 8.30	\$ 2,256,796.78
1300 Travel Related	\$ 109,650.00	\$ 91,878.15	\$ 3,597.41	\$ 134,200.00
2000 Total Maintenance & Operations	\$ 3,053,054.48	\$ 2,755,912.19	\$ 237,555.86	\$ 3,093,606.70
4100 Total Machinery & Equipment, Capital Outlay	\$ 49,022.39	\$ 7,622.39	\$ 19,606.20	\$ 62,559.00

COUNTY GENERAL COVERING THE PERIOD 7/1/2023 TO 6/30/2024
ESTIMATE OF NEEDS FOR 2024-2025

EXHIBIT A

Schedule 8: Report Of Prior Year's Expenditures				
DEPARTMENTS OF GOVERNMENT APPROPRIATED ACCOUNTS	FISCAL YEAR ENDING JUNE 30, 2023			FY ENDING JUNE, 30 2024
	Reserves 6-30-2023	Warrants Since Issued	Balance Lapsed Appropriations	Original Appropriations
Dept: 0100, District Attorney				
2005 Maintenance & Operation	\$ -	\$ -	\$ -	\$ -
2020 Professional Services	\$ -	\$ -	\$ -	\$ 38,000.00
Total for District Attorney	\$ -	\$ -	\$ -	\$ 38,000.00
Dept: 0400, Sheriff				
1110 Full time salaries	\$ -	\$ -	\$ -	\$ 1,767,996.04
1210 FICA	\$ -	\$ -	\$ -	\$ 777,918.26
2005 Maintenance & Operation	\$ 9,847.09	\$ 9,852.78	\$ (5.69)	\$ 41,000.00
4110 Capital Outlay	\$ -	\$ -	\$ -	\$ 100.00
Total for Sheriff	\$ 9,847.09	\$ 9,852.78	\$ (5.69)	\$ 2,587,014.30
Dept: 0600, Treasurer				
1110 Full time salaries	\$ -	\$ -	\$ -	\$ 203,467.16
1210 FICA	\$ -	\$ -	\$ -	\$ 79,352.19
1310 Travel	\$ -	\$ -	\$ -	\$ 9,600.00
2005 Maintenance & Operation	\$ -	\$ -	\$ -	\$ 38,664.00
2022 Banking Fees	\$ -	\$ -	\$ -	\$ -
4110 Capital Outlay	\$ -	\$ -	\$ -	\$ 100.00
Total for Treasurer	\$ -	\$ -	\$ -	\$ 331,183.35
Dept: 0800, Commissioners				
1110 Full time salaries	\$ -	\$ -	\$ -	\$ 302,606.36
1210 FICA	\$ -	\$ -	\$ -	\$ 218,016.48
1310 Travel	\$ -	\$ -	\$ -	\$ 35,000.00
4110 Capital Outlay	\$ -	\$ -	\$ -	\$ 100.00
Total for Commissioners	\$ -	\$ -	\$ -	\$ 555,722.84
Dept: 0900, OSU Extension				
1110 Full time salaries	\$ -	\$ -	\$ -	\$ 120,000.00
1310 Travel	\$ 902.33	\$ 902.33	\$ -	\$ 18,000.00
2005 Maintenance & Operation	\$ 858.28	\$ 755.29	\$ 102.99	\$ 17,000.00
4110 Capital Outlay	\$ 13,297.44	\$ 13,297.44	\$ -	\$ 100.00
Total for OSU Extension	\$ 15,058.05	\$ 14,955.06	\$ 102.99	\$ 155,100.00
Dept: 1000, County Clerk				
1110 Full time salaries	\$ -	\$ -	\$ -	\$ 449,357.42
1210 FICA	\$ -	\$ -	\$ -	\$ 188,730.12
1310 Travel	\$ -	\$ -	\$ -	\$ 9,600.00
2005 Maintenance & Operation	\$ -	\$ -	\$ -	\$ 12,390.39
4110 Capital Outlay	\$ -	\$ -	\$ -	\$ 1,000.00
Total for County Clerk	\$ -	\$ -	\$ -	\$ 661,077.93
Dept: 1400, Court Clerk				
1110 Full time salaries	\$ -	\$ -	\$ -	\$ 642,373.04
1210 FICA	\$ -	\$ -	\$ -	\$ 273,828.67
1310 Travel	\$ -	\$ -	\$ -	\$ 9,600.00
Total for Court Clerk	\$ -	\$ -	\$ -	\$ 925,801.71
Dept: 1600, Assessor				
1110 Full time salaries	\$ -	\$ -	\$ -	\$ 296,883.22
1210 FICA	\$ -	\$ -	\$ -	\$ 112,710.24
1310 Travel	\$ -	\$ -	\$ -	\$ 13,200.00
2005 Maintenance & Operation	\$ 360.00	\$ 360.00	\$ -	\$ 7,694.00
4110 Capital Outlay	\$ -	\$ -	\$ -	\$ 100.00
Total for Assessor	\$ 360.00	\$ 360.00	\$ -	\$ 430,587.46

COUNTY GENERAL COVERING THE PERIOD 7/1/2023 TO 6/30/2024
ESTIMATE OF NEEDS FOR 2024-2025

Page 7

EXHIBIT A

Schedule 8: Report Of Prior Year's Expenditures						
FISCAL YEAR ENDING JUNE 30, 2024					FISCAL YEAR 2024-2025	
Supplemental Adjustments	Net Amount of Appropriations	Warrants Issued	Reserves	Lapsed Balance Known to be Unencumbered	Needs as Estimated by Governing Board	Approved by County Excise Board
Dept: 0100, District Attorney						
\$ -	\$ -	\$ -	\$ -	\$ -	\$ 60,000.00	\$ 60,000.00
\$ -	\$ 38,000.00	\$ 38,000.00	\$ -	\$ -	\$ 75,000.00	\$ 75,000.00
\$ -	\$ 38,000.00	\$ 38,000.00	\$ -	\$ -	\$ 135,000.00	\$ 135,000.00
Dept: 0400, Sheriff						
\$ 7,500.00	\$ 1,775,496.04	\$ 1,775,438.81	\$ -	\$ 57.23	\$ 1,767,996.04	\$ 1,767,996.04
\$ (22,500.00)	\$ 755,418.26	\$ 749,267.32	\$ -	\$ 6,150.94	\$ 777,918.26	\$ 777,918.26
\$ 7,500.00	\$ 48,500.00	\$ 37,268.71	\$ 10,429.28	\$ 802.01	\$ 41,000.00	\$ 41,000.00
\$ 7,500.00	\$ 7,600.00	\$ -	\$ 7,599.45	\$ 0.55	\$ 100.00	\$ 100.00
\$ -	\$ 2,587,014.30	\$ 2,561,974.84	\$ 18,028.73	\$ 7,010.73	\$ 2,587,014.30	\$ 2,587,014.30
Dept: 0600, Treasurer						
\$ 1,500.00	\$ 204,967.16	\$ 204,225.71	\$ -	\$ 741.45	\$ 210,082.56	\$ 210,082.56
\$ (2,500.00)	\$ 76,852.19	\$ 76,745.05	\$ -	\$ 107.14	\$ 81,932.20	\$ 81,932.20
\$ -	\$ 9,600.00	\$ 9,600.00	\$ -	\$ -	\$ 9,600.00	\$ 9,600.00
\$ 1,000.00	\$ 39,664.00	\$ 39,216.00	\$ -	\$ 448.00	\$ 30,000.00	\$ 30,000.00
\$ -	\$ -	\$ -	\$ -	\$ -	\$ 100.00	\$ 100.00
\$ -	\$ 100.00	\$ -	\$ -	\$ 100.00	\$ -	\$ -
\$ -	\$ 331,183.35	\$ 329,786.76	\$ -	\$ 1,396.59	\$ 331,714.76	\$ 331,714.76
Dept: 0800, Commissioners						
\$ 11,000.00	\$ 313,606.36	\$ 307,125.76	\$ -	\$ 6,480.60	\$ 323,124.49	\$ 323,124.49
\$ (30,000.00)	\$ 188,016.48	\$ 151,724.38	\$ -	\$ 36,292.10	\$ 199,946.62	\$ 199,946.62
\$ -	\$ 35,000.00	\$ 25,000.00	\$ -	\$ 10,000.00	\$ 36,000.00	\$ 36,000.00
\$ -	\$ 100.00	\$ -	\$ -	\$ 100.00	\$ 100.00	\$ 100.00
\$ (19,000.00)	\$ 536,722.84	\$ 483,850.14	\$ -	\$ 52,872.70	\$ 559,171.11	\$ 559,171.11
Dept: 0900, OSU Extension						
\$ (18,700.00)	\$ 101,300.00	\$ 101,145.55	\$ -	\$ 154.45	\$ 120,000.00	\$ 120,000.00
\$ (3,300.00)	\$ 14,700.00	\$ 13,496.94	\$ 1,150.00	\$ 53.06	\$ 18,000.00	\$ 18,000.00
\$ 14,659.00	\$ 31,659.00	\$ 16,688.13	\$ 14,804.43	\$ 166.44	\$ 17,000.00	\$ 17,000.00
\$ 7,341.00	\$ 7,441.00	\$ -	\$ 7,340.25	\$ 100.75	\$ 100.00	\$ 100.00
\$ -	\$ 155,100.00	\$ 131,330.62	\$ 23,294.68	\$ 474.70	\$ 155,100.00	\$ 155,100.00
Dept: 1000, County Clerk						
\$ 6,100.00	\$ 455,457.42	\$ 452,190.35	\$ -	\$ 3,267.07	\$ 460,895.82	\$ 460,895.82
\$ 900.00	\$ 189,630.12	\$ 189,538.42	\$ -	\$ 91.70	\$ 182,728.45	\$ 182,728.45
\$ 1,000.00	\$ 10,600.00	\$ 9,684.56	\$ -	\$ 915.44	\$ 9,600.00	\$ 9,600.00
\$ (11,000.00)	\$ 1,390.39	\$ 722.50	\$ -	\$ 667.89	\$ 16,000.00	\$ 16,000.00
\$ -	\$ 1,000.00	\$ -	\$ 1,000.00	\$ -	\$ 1,000.00	\$ 1,000.00
\$ (3,000.00)	\$ 658,077.93	\$ 652,135.83	\$ 1,000.00	\$ 4,942.10	\$ 670,224.27	\$ 670,224.27
Dept: 1400, Court Clerk						
\$ -	\$ 642,373.04	\$ 598,595.88	\$ -	\$ 43,777.16	\$ 668,606.75	\$ 668,606.75
\$ -	\$ 273,828.67	\$ 258,059.23	\$ -	\$ 15,769.44	\$ 284,846.83	\$ 284,846.83
\$ -	\$ 9,600.00	\$ 9,600.00	\$ -	\$ -	\$ 9,600.00	\$ 9,600.00
\$ -	\$ 925,801.71	\$ 866,255.11	\$ -	\$ 59,546.60	\$ 963,053.58	\$ 963,053.58
Dept: 1600, Assessor						
\$ (6,300.00)	\$ 290,583.22	\$ 285,994.62	\$ -	\$ 4,588.60	\$ 286,218.60	\$ 286,218.60
\$ 4,000.00	\$ 116,710.24	\$ 116,479.88	\$ -	\$ 230.36	\$ 120,210.60	\$ 120,210.60
\$ 2,850.00	\$ 16,050.00	\$ 15,441.23	\$ 576.63	\$ 32.14	\$ 16,800.00	\$ 16,800.00
\$ (550.00)	\$ 7,144.00	\$ 3,459.76	\$ 1,080.95	\$ 2,603.29	\$ 7,820.00	\$ 7,820.00
\$ 2,168.20	\$ 2,268.20	\$ 2,168.20	\$ -	\$ 100.00	\$ 100.00	\$ 100.00
\$ 2,168.20	\$ 432,755.66	\$ 423,543.69	\$ 1,657.58	\$ 7,554.39	\$ 431,149.20	\$ 431,149.20

COUNTY GENERAL COVERING THE PERIOD 7/1/2023 TO 6/30/2024
ESTIMATE OF NEEDS FOR 2024-2025

EXHIBIT A

Schedule 8: Report Of Prior Year's Expenditures				
DEPARTMENTS OF GOVERNMENT APPROPRIATED ACCOUNTS	FISCAL YEAR ENDING JUNE 30, 2023			FY ENDING JUNE, 30 2024
	Reserves 6-30-2023	Warrants Since Issued	Balance Lapsed Appropriations	Original Appropriations
Dept: 1700, Visual Inspection				
1110 Full time salaries	\$ -	\$ -	\$ -	\$ 435,022.66
1210 FICA	\$ -	\$ -	\$ -	\$ 169,658.84
1310 Travel	\$ 50.00	\$ 4.50	\$ 45.50	\$ 20,000.00
2005 Maintenance & Operation	\$ 25,538.42	\$ 20,398.50	\$ 5,139.92	\$ 50,000.00
2021 Contract Labor	\$ -	\$ -	\$ -	\$ 41,890.00
4110 Capital Outlay	\$ 5,437.00	\$ 5,437.00	\$ -	\$ 45,459.00
Total for Visual Inspection	\$ 31,025.42	\$ 25,840.00	\$ 5,185.42	\$ 762,030.50
Dept: 1800, Juvenile Shelter/Bureau				
1110 Full time salaries	\$ -	\$ -	\$ -	\$ 345,705.98
1210 FICA	\$ -	\$ -	\$ -	\$ 155,567.70
1310 Travel	\$ -	\$ -	\$ -	\$ 2,000.00
2005 Maintenance & Operation	\$ 430.00	\$ 144.88	\$ 285.12	\$ 17,000.00
4110 Capital Outlay	\$ -	\$ -	\$ -	\$ 100.00
Total for Juvenile Shelter/Bureau	\$ 430.00	\$ 144.88	\$ 285.12	\$ 520,373.68
Dept: 2000, General Government				
1110 Full time salaries	\$ -	\$ -	\$ -	\$ 193,733.85
1210 FICA	\$ -	\$ -	\$ -	\$ 83,305.56
1310 Travel	\$ -	\$ -	\$ -	\$ 100.00
2005 Maintenance & Operation	\$ 64,714.65	\$ 36,902.39	\$ 27,812.26	\$ 1,164,665.47
2999 Contingencies	\$ 129,023.46	\$ 114,770.73	\$ 14,252.73	\$ 2,716,886.16
4110 Capital Outlay	\$ 9,960.00	\$ 9,960.00	\$ -	\$ 100.00
Total for General Government	\$ 203,698.11	\$ 161,633.12	\$ 42,064.99	\$ 4,158,791.04
Dept: 2100, Excise Equalization				
1110 Full time salaries	\$ -	\$ -	\$ -	\$ 12,000.00
1210 FICA	\$ -	\$ -	\$ -	\$ 1,000.00
1310 Travel	\$ -	\$ -	\$ -	\$ 1,500.00
Total for Excise Equalization	\$ -	\$ -	\$ -	\$ 14,500.00
Dept: 2200, Election Board				
1110 Full time salaries	\$ -	\$ -	\$ -	\$ 154,091.86
1130 Part Time salaries	\$ -	\$ -	\$ -	\$ 20,000.00
1210 FICA	\$ -	\$ -	\$ -	\$ 70,967.16
1310 Travel	\$ -	\$ -	\$ -	\$ 500.00
2005 Maintenance & Operation	\$ 5,021.04	\$ 5,021.04	\$ -	\$ 15,000.00
2010 Programs	\$ -	\$ -	\$ -	\$ 15,000.00
4110 Capital Outlay	\$ 9,923.25	\$ 9,923.25	\$ -	\$ 100.00
Total for Election Board	\$ 14,944.29	\$ 14,944.29	\$ -	\$ 275,659.02
Dept: 2700, Emergency Management				
1310 Travel	\$ -	\$ -	\$ -	\$ -
2005 Maintenance & Operation	\$ -	\$ -	\$ -	\$ 267,123.42
Total for Emergency Management	\$ -	\$ -	\$ -	\$ 267,123.42
Dept: 2800, Charity				
2005 Maintenance & Operation	\$ 300.00	\$ -	\$ 300.00	\$ 4,000.00
Total for Charity	\$ 300.00	\$ -	\$ 300.00	\$ 4,000.00
Dept: 3600, E-911				
2005 Maintenance & Operation	\$ -	\$ -	\$ -	\$ 792,725.00
Total for E-911	\$ -	\$ -	\$ -	\$ 792,725.00
Dept: 4500, County Audit Budget				
2005 Maintenance & Operation	\$ 72,328.87	\$ 63,265.45	\$ 9,063.42	\$ 84,597.82
Total for County Audit Budget	\$ 72,328.87	\$ 63,265.45	\$ 9,063.42	\$ 84,597.82

COUNTY GENERAL COVERING THE PERIOD 7/1/2023 TO 6/30/2024
ESTIMATE OF NEEDS FOR 2024-2025

Page 9

EXHIBIT A

Schedule 8: Report Of Prior Year's Expenditures						
FISCAL YEAR ENDING JUNE 30, 2024					FISCAL YEAR 2024-2025	
Supplemental Adjustments	Net Amount of Appropriations	Warrants Issued	Reserves	Lapsed Balance Known to be Unencumbered	Needs as Estimated by Governing Board	Approved by County Excise Board
Dept: 1700, Visual Inspection						
\$ (30,000.00)	\$ 405,022.66	\$ 402,213.76	\$ -	\$ 2,808.90	\$ 457,675.44	\$ 457,675.44
\$ (12,750.00)	\$ 156,908.84	\$ 155,922.55	\$ -	\$ 986.29	\$ 182,705.42	\$ 182,705.42
\$ (8,000.00)	\$ 12,000.00	\$ 7,396.23	\$ 1,870.78	\$ 2,732.99	\$ 30,000.00	\$ 30,000.00
\$ 50,023.81	\$ 100,023.81	\$ 73,935.93	\$ 21,847.75	\$ 4,240.13	\$ 49,000.00	\$ 49,000.00
\$ 24,500.00	\$ 66,390.00	\$ 66,390.00	\$ -	\$ -	\$ 92,890.00	\$ 92,890.00
\$ (23,773.81)	\$ 21,685.19	\$ 926.19	\$ -	\$ 20,759.00	\$ 20,759.00	\$ 20,759.00
\$ -	\$ 762,030.50	\$ 706,784.66	\$ 23,718.53	\$ 31,527.31	\$ 833,029.86	\$ 833,029.86
Dept: 1800, Juvenile Shelter/Bureau						
\$ -	\$ 345,705.98	\$ 327,927.38	\$ -	\$ 17,778.60	\$ 389,501.28	\$ 389,501.28
\$ -	\$ 155,567.70	\$ 144,646.08	\$ -	\$ 10,921.62	\$ 171,380.56	\$ 171,380.56
\$ (2,000.00)	\$ -	\$ -	\$ -	\$ -	\$ 2,000.00	\$ 2,000.00
\$ 2,000.00	\$ 19,000.00	\$ 16,520.42	\$ 1,073.40	\$ 1,406.18	\$ 17,000.00	\$ 17,000.00
\$ -	\$ 100.00	\$ -	\$ -	\$ 100.00	\$ 100.00	\$ 100.00
\$ -	\$ 520,373.68	\$ 489,093.88	\$ 1,073.40	\$ 30,206.40	\$ 579,981.84	\$ 579,981.84
Dept: 2000, General Government						
\$ 11,000.00	\$ 204,733.85	\$ 202,717.13	\$ -	\$ 2,016.72	\$ 232,989.64	\$ 232,989.64
\$ 8,000.00	\$ 91,305.56	\$ 91,158.62	\$ -	\$ 146.94	\$ 104,845.34	\$ 104,845.34
\$ -	\$ 100.00	\$ -	\$ -	\$ 100.00	\$ 100.00	\$ 100.00
\$ -	\$ 1,164,665.47	\$ 1,026,231.70	\$ 92,489.04	\$ 45,944.73	\$ 1,090,299.37	\$ 1,090,299.37
\$ (4,000.00)	\$ 2,712,886.16	\$ 105,000.00	\$ 146,677.44	\$ 2,461,208.72	\$ 2,926,936.93	\$ 2,926,936.93
\$ 4,000.00	\$ 4,100.00	\$ -	\$ 3,666.50	\$ 433.50	\$ 100.00	\$ 100.00
\$ 19,000.00	\$ 4,177,791.04	\$ 1,425,107.45	\$ 242,832.98	\$ 2,509,850.61	\$ 4,355,271.28	\$ 4,355,271.28
Dept: 2100, Excise Equalization						
\$ 2,500.00	\$ 14,500.00	\$ 11,300.00	\$ -	\$ 3,200.00	\$ 12,000.00	\$ 12,000.00
\$ 500.00	\$ 1,500.00	\$ 864.45	\$ -	\$ 635.55	\$ 1,000.00	\$ 1,000.00
\$ -	\$ 1,500.00	\$ 1,421.79	\$ -	\$ 78.21	\$ 1,500.00	\$ 1,500.00
\$ 3,000.00	\$ 17,500.00	\$ 13,586.24	\$ -	\$ 3,913.76	\$ 14,500.00	\$ 14,500.00
Dept: 2200, Election Board						
\$ 1,144.80	\$ 155,236.66	\$ 155,233.91	\$ -	\$ 2.75	\$ 153,229.90	\$ 153,229.90
\$ 3,494.46	\$ 23,494.46	\$ 6,992.43	\$ -	\$ 16,502.03	\$ 10,000.00	\$ 10,000.00
\$ 357.28	\$ 71,324.44	\$ 53,529.60	\$ 8.30	\$ 17,786.54	\$ 68,567.16	\$ 68,567.16
\$ -	\$ 500.00	\$ 237.40	\$ -	\$ 262.60	\$ 500.00	\$ 500.00
\$ 1,191.70	\$ 16,191.70	\$ 12,058.40	\$ 3,422.85	\$ 710.45	\$ 15,000.00	\$ 15,000.00
\$ -	\$ 15,000.00	\$ 5,634.75	\$ 9,268.40	\$ 96.85	\$ 15,000.00	\$ 15,000.00
\$ -	\$ 100.00	\$ -	\$ -	\$ 100.00	\$ 100.00	\$ 100.00
\$ 6,188.24	\$ 281,847.26	\$ 233,686.49	\$ 12,699.55	\$ 35,461.22	\$ 262,397.06	\$ 262,397.06
Dept: 2700, Emergency Management						
\$ -	\$ -	\$ -	\$ -	\$ -	\$ 500.00	\$ 500.00
\$ -	\$ 267,123.42	\$ 267,123.42	\$ -	\$ -	\$ 263,222.85	\$ 263,222.85
\$ -	\$ 267,123.42	\$ 267,123.42	\$ -	\$ -	\$ 263,722.85	\$ 263,722.85
Dept: 2800, Charity						
\$ -	\$ 4,000.00	\$ 1,500.00	\$ -	\$ 2,500.00	\$ 4,000.00	\$ 4,000.00
\$ -	\$ 4,000.00	\$ 1,500.00	\$ -	\$ 2,500.00	\$ 4,000.00	\$ 4,000.00
Dept: 3600, E-911						
\$ -	\$ 792,725.00	\$ 792,725.00	\$ -	\$ -	\$ 858,990.00	\$ 858,990.00
\$ -	\$ 792,725.00	\$ 792,725.00	\$ -	\$ -	\$ 858,990.00	\$ 858,990.00
Dept: 4500, County Audit Budget						
\$ -	\$ 84,597.82	\$ 2,273.94	\$ 82,323.88	\$ -	\$ 87,718.08	\$ 87,718.08
\$ -	\$ 84,597.82	\$ 2,273.94	\$ 82,323.88	\$ -	\$ 87,718.08	\$ 87,718.08

COUNTY GENERAL COVERING THE PERIOD 7/1/2023 TO 6/30/2024
ESTIMATE OF NEEDS FOR 2024-2025

EXHIBIT A

Schedule 8: Report Of Prior Year's Expenditures				
DEPARTMENTS OF GOVERNMENT APPROPRIATED ACCOUNTS	FISCAL YEAR ENDING JUNE 30, 2023			FY ENDING JUNE, 30 2024
	Reserves 6-30-2023	Warrants Since Issued	Balance Lapsed Appropriations	Original Appropriations
Dept: 4700, Free Fair Budget				
2005 Maintenance & Operation	\$ -	\$ -	\$ -	\$ 255,826.00
2015 Premiums & Awards	\$ -	\$ -	\$ -	\$ 68,300.00
4110 Capital Outlay	\$ -	\$ -	\$ -	\$ 100.00
Total for Free Fair Budget	\$ -	\$ -	\$ -	\$ 324,226.00
Dept: 4900, Library Budget				
6810 Miscellaneous	\$ -	\$ -	\$ -	\$ 55,000.00
Total for Library Budget	\$ -	\$ -	\$ -	\$ 55,000.00
Dept: 5100, County Hospital				
6310 Other County Agencies	\$ -	\$ -	\$ -	\$ 211,494.55
Total for County Hospital	\$ -	\$ -	\$ -	\$ 211,494.55
Dept: 7000, <i>Juvenile Detention Center</i>				
1110 Full time salaries	\$ -	\$ -	\$ -	\$ 182,178.57
1210 FICA	\$ -	\$ -	\$ -	\$ 74,693.57
2005 Maintenance & Operation	\$ 3,418.64	\$ 3,417.16	\$ 1.48	\$ 2,672.35
4110 Capital Outlay	\$ 4,329.72	\$ 4,329.72	\$ -	\$ 25,833.05
Total for	\$ 7,748.36	\$ 7,746.88	\$ 1.48	\$ 285,377.54
COUNTY GENERAL FUND ACCOUNT				
Sub-Total of Expenditures	\$ 355,740.19	\$ 298,742.46	\$ 56,997.73	\$ 13,440,386.16
SUBJECT TO WARRANT ISSUE				
Total Provision for Interest on Warrants	\$ -	\$ -	\$ -	\$ -
TOTAL UNRESTRICTED EXPENSES FOR THE COUNTY GENERAL FUND				
	\$ 355,740.19	\$ 298,742.46	\$ 56,997.73	\$ 13,440,386.16

COUNTY GENERAL COVERING THE PERIOD 7/1/2023 TO 6/30/2024
ESTIMATE OF NEEDS FOR 2024-2025

Page 11

EXHIBIT A

Schedule 8: Report Of Prior Year's Expenditures						
FISCAL YEAR ENDING JUNE 30, 2024					FISCAL YEAR 2024-2025	
Supplemental Adjustments	Net Amount of Appropriations	Warrants Issued	Reserves	Lapsed Balance Known to be Unencumbered	Needs as Estimated by Governing Board	Approved by County Excise Board
Dept: 4700, Free Fair Budget						
\$ -	\$ 255,826.00	\$ 255,826.00	\$ -	\$ -	\$ 255,826.00	\$ 255,826.00
\$ -	\$ 68,300.00	\$ 68,300.00	\$ -	\$ -	\$ 88,300.00	\$ 88,300.00
\$ -	\$ 100.00	\$ 100.00	\$ -	\$ -	\$ 100.00	\$ 100.00
\$ -	\$ 324,226.00	\$ 324,226.00	\$ -	\$ -	\$ 344,226.00	\$ 344,226.00
Dept: 4900, Library Budget						
\$ -	\$ 55,000.00	\$ 55,000.00	\$ -	\$ -	\$ 60,000.00	\$ 60,000.00
\$ -	\$ 55,000.00	\$ 55,000.00	\$ -	\$ -	\$ 60,000.00	\$ 60,000.00
Dept: 5100, County Hospital						
\$ -	\$ 211,494.55	\$ 211,494.55	\$ -	\$ -	\$ 219,295.20	\$ 219,295.20
\$ -	\$ 211,494.55	\$ 211,494.55	\$ -	\$ -	\$ 219,295.20	\$ 219,295.20
Dept: 7000,						
\$ (16,313.88)	\$ 165,864.69	\$ 165,856.35	\$ -	\$ 8.34	\$ 155,221.80	\$ 155,221.80
\$ 7,537.41	\$ 82,230.98	\$ 82,230.98	\$ -	\$ 0.00	\$ 80,715.34	\$ 80,715.34
\$ 30,181.52	\$ 32,853.87	\$ 32,037.53	\$ 815.88	\$ 0.46	\$ 9,440.40	\$ 9,440.40
\$ (21,405.05)	\$ 4,428.00	\$ 4,428.00	\$ -	\$ 0.00	\$ 40,000.00	\$ 40,000.00
\$ -	\$ 285,377.54	\$ 284,552.86	\$ 815.88	\$ 8.80	\$ 285,377.54	\$ 285,377.54
COUNTY GENERAL FUND ACCOUNT						
\$ 8,356.44	\$ 13,448,742.60	\$ 10,294,031.48	\$ 407,445.21	\$ 2,747,265.91	\$ 14,000,936.93	\$ 14,000,936.93
SUBJECT TO WARRANT ISSUE						
\$ -	\$ -	\$ -	\$ -	\$ -	\$ -	\$ -
TOTAL UNRESTRICTED EXPENSES FOR THE COUNTY GENERAL FUND						
\$ 8,356.44	\$ 13,448,742.60	\$ 10,294,031.48	\$ 407,445.21	\$ 2,747,265.91	\$ 14,000,936.93	\$ 14,000,936.93

ESTIMATE OF NEEDS FOR THE 2024-2025 FISCAL YEAR		Estimate of Needs by Governing Board	Approved by County Excise Board
PURPOSE:			
Total of Unrestricted Expenses for the County General, Schedule 8		\$ 14,000,936.93	\$ 14,000,936.93
Total of Restricted Sales Tax Expenses for the County General, Schedule 8A		\$ -	\$ -
Pro rata share of County Assessor's Budget as determined by County Excise Board		\$ -	\$ -
GRAND TOTAL - County General Fund		\$ 14,000,936.93	\$ 14,000,936.93

COUNTY HIGHWAY UNRESTRICTED COVERING THE PERIOD 7/1/2023 TO 6/30/2024
ESTIMATE OF NEEDS FOR 2024-2025

Page 13

EXHIBIT D

Schedule 1, Current Balance Sheet - June 30, 2024	
	Amount
ASSETS:	
Cash Balance June 30, 2024	\$ 3,067,812.43
Investments	\$ -
TOTAL ASSETS	\$ 3,067,812.43
LIABILITIES AND RESERVES:	
Warrants Outstanding	\$ 24,965.44
Reserve for Interest on Warrants	\$ -
Reserves From Schedule 8	\$ 531,227.64
TOTAL LIABILITIES AND RESERVES	\$ 556,193.08
CASH FUND BALANCE JUNE 30, 2024	\$ 2,511,619.35
TOTAL LIABILITIES, RESERVES AND CASH FUND BALANCE	\$ 3,067,812.43

Schedule 2, Revenue and Requirements for 2023-2024		
	Detail	Total
REVENUE:		
Adjusted Cash Balance June 30, 2023	\$ 3,116,133.79	
Cash Fund Balance Transferred From Prior Years	\$ 67,151.07	
Miscellaneous Revenue Apportioned	\$ 5,564,931.47	
TOTAL REVENUE		\$ 8,748,216.33
REQUIREMENTS:		
Claims Paid by Warrants Issued	\$ 5,705,369.34	
Reserves From Schedule 8	\$ 531,227.64	
Interest Paid on Warrants	\$ -	
Reserve for Interest on Warrants	\$ -	
TOTAL REQUIREMENTS		\$ 6,236,596.98
ADD: CASH FUND BALANCE AS PER BALANCE SHEET JUNE 30, 2024		\$ 2,511,619.35
TOTAL REQUIREMENTS AND CASH FUND BALANCE		\$ 8,748,216.33

COUNTY HIGHWAY UNRESTRICTED COVERING THE PERIOD 7/1/2023 TO 6/30/2024
ESTIMATE OF NEEDS FOR 2024-2025

EXHIBIT D

Schedule 4: Revenue	2022-2023 Account	2023-2024 Account		
SOURCE	Actually Collected	Amount Estimated	Actually Collected	Over (Under)
9100, Local Revenues				
9110 Donations	\$ 74,421.39	\$ -	\$ 24,935.41	\$ 24,935.41
9111 Enterprise Revenue	\$ -	\$ -	\$ -	\$ -
Total for Local Revenues	\$ 74,421.39	\$ -	\$ 24,935.41	\$ 24,935.41
9200, State Revenues				
9204 Grants - State	\$ -	\$ -	\$ 2,309.97	\$ 2,309.97
9210 OTC - Diesel	\$ 678,787.08	\$ -	\$ 636,075.62	\$ 636,075.62
9212 OTC - Gasoline tax	\$ 1,731,476.40	\$ -	\$ 1,741,902.71	\$ 1,741,902.71
9213 OTC - Gross Production	\$ 33,286.35	\$ -	\$ 24,117.43	\$ 24,117.43
9215 OTC - Motor Vehicle	\$ 1,049,481.97	\$ -	\$ 1,058,202.32	\$ 1,058,202.32
9218 OTC - Special	\$ 340.01	\$ -	\$ 188.41	\$ 188.41
9228 OTC Forfeiture-Gasoline	\$ -	\$ -	\$ -	\$ -
9232 OTC-Motor Vehicle CRIR	\$ 555,921.88	\$ -	\$ 560,362.73	\$ 560,362.73
9233 OTC-Motor Vehicle CRF	\$ 375,436.22	\$ -	\$ 378,555.80	\$ 378,555.80
9241 OTC- Motor Vehicle CIRB	\$ 569,397.24	\$ -	\$ 587,319.86	\$ 587,319.86
Total for State Revenues	\$ 4,994,127.15	\$ -	\$ 4,989,034.85	\$ 4,989,034.85
9300, Federal Revenues				
9305 Federal Emergency Management Assistance	\$ 243,869.96	\$ -	\$ 176,587.00	\$ 176,587.00
9326	\$ -	\$ -	\$ -	\$ -
Total for Federal Revenues	\$ 243,869.96	\$ -	\$ 176,587.00	\$ 176,587.00
9400, Miscellaneous Revenues				
9403 Insurance Proceeds	\$ -	\$ -	\$ -	\$ -
9406 Recoveries	\$ 52,355.13	\$ -	\$ 135,898.48	\$ 135,898.48
9407 Reimbursements of Expenditures	\$ 3,015.77	\$ -	\$ 81.92	\$ 81.92
9411 Sale of County Owned Assets	\$ 27,876.00	\$ -	\$ 4,175.00	\$ 4,175.00
9415 Miscellaneous	\$ 121,743.28	\$ -	\$ 234,218.81	\$ 234,218.81
Total for Miscellaneous Revenues	\$ 204,990.18	\$ -	\$ 374,374.21	\$ 374,374.21
TOTAL REVENUES FOR THE COUNTY HIGHWAY UNRESTRICTED FUND				
Total Unrestricted Revenue	\$ 5,517,408.68	\$ -	\$ 5,564,931.47	\$ 5,564,931.47
9014 Sales Tax Interest	\$ -	\$ -	\$ -	\$ -
9216 OTC - Sales Tax	\$ -	\$ -	\$ -	\$ -
9418 Miscellaneous Sale Tax Receipts	\$ -	\$ -	\$ -	\$ -
Restricted - Sales Tax Interest	\$ -	\$ -	\$ -	\$ -
Total Miscellaneous County Highway Unrestricted	\$ 5,517,408.68	\$ -	\$ 5,564,931.47	\$ 5,564,931.47
Grand Total of All Revenues	\$ 5,517,408.68	\$ -	\$ 5,564,931.47	\$ 5,564,931.47

COUNTY HIGHWAY UNRESTRICTED COVERING THE PERIOD 7/1/2023 TO 6/30/2024
ESTIMATE OF NEEDS FOR 2024-2025

Page 15

EXHIBIT D

Schedule 4: Revenue		2024-2025 Account	
SOURCE	Basis & Limit of Ensuing Estimate	Estimated by Governing Board	Approved by Excise Board
9100, Local Revenues			
9110 Donations	0.00%	\$ -	\$ -
9111 Enterprise Revenue	0.00%	\$ -	\$ -
Total for Local Revenues		\$ -	\$ -
9200, State Revenues			
9204 Grants - State	0.00%	\$ -	\$ -
9210 OTC - Diesel	0.00%	\$ -	\$ -
9212 OTC - Gasoline tax	0.00%	\$ -	\$ -
9213 OTC - Gross Production	0.00%	\$ -	\$ -
9215 OTC - Motor Vehicle	0.00%	\$ -	\$ -
9218 OTC - Special	0.00%	\$ -	\$ -
9228 OTC Forfeiture-Gasoline	0.00%	\$ -	\$ -
9232 OTC-Motor Vehicle CRIR	0.00%	\$ -	\$ -
9233 OTC-Motor Vehicle CRF	0.00%	\$ -	\$ -
9241 OTC- Motor Vehicle CIRB	0.00%	\$ -	\$ -
Total for State Revenues		\$ -	\$ -
9300, Federal Revenues			
9305 Federal Emergency Management Assistance	0.00%	\$ -	\$ -
9326	0.00%	\$ -	\$ -
Total for Federal Revenues		\$ -	\$ -
9400, Miscellaneous Revenues			
9403 Insurance Proceeds	0.00%	\$ -	\$ -
9406 Recoveries	0.00%	\$ -	\$ -
9407 Reimbursements of Expenditures	0.00%	\$ -	\$ -
9411 Sale of County Owned Assets	0.00%	\$ -	\$ -
9415 Miscellaneous	0.00%	\$ -	\$ -
Total for Miscellaneous Revenues		\$ -	\$ -
TOTAL REVENUES FOR THE COUNTY HIGHWAY UNRESTRICTED FUND			
Total Unrestricted Revenue	0.00%	\$ -	\$ -
9014 Sales Tax Interest	0.00%	\$ -	\$ -
9216 OTC - Sales Tax	0.00%	\$ -	\$ -
9418 Miscellaneous Sale Tax Receipts	0.00%	\$ -	\$ -
Restricted - Sales Tax Interest	0.00%	\$ -	\$ -
Total Miscellaneous County Highway Unrestricted		\$ -	\$ -
Grand Total of All Revenues		\$ -	\$ -

COUNTY HIGHWAY UNRESTRICTED COVERING THE PERIOD 7/1/2023 TO 6/30/2024
ESTIMATE OF NEEDS FOR 2024-2025

Page 17

EXHIBIT D

Schedule 5: County Highway Unrestricted Fund Balance Sheet of Current and All Prior Years			
CURRENT AND ALL PRIOR YEARS		2023-24	PRE-2023
Cash Balance Reported to Excise Board June 30, 2023		\$ -	\$ 2,978,381.18
Opening Balance from Prior Year		\$ 2,636,846.16	\$ 2,636,846.16
Cash Fund Balance Transferred Out		\$ -	\$ -
Cash Fund Balance Transferred In		\$ 479,287.63	\$ -
Adjusted Cash Balance		\$ 3,116,133.79	\$ 341,535.02
Sources of Revenue			
9100 Local Revenues		\$ 24,935.41	\$ -
9200 State Revenues		\$ 4,989,034.85	\$ -
9300 Federal Revenues		\$ 176,587.00	\$ -
9400 Miscellaneous Revenues		\$ 374,374.21	\$ -
9500 Special Assessments		\$ -	\$ -
All Other Revenues (Schedule 4)		\$ -	\$ -
Cash Fund Balance Forward From Preceding Year		\$ 67,151.07	\$ -
Prior Expenditures Recovered		\$ -	\$ -
TOTAL RECEIPTS		\$ 5,632,082.54	\$ -
TOTAL RECEIPTS AND BALANCE		\$ 8,748,216.33	\$ 341,535.02
Warrants of Year in Caption		\$ 5,680,403.90	\$ 274,383.95
Interest Paid Thereon		\$ -	\$ -
TOTAL DISBURSEMENTS		\$ 5,680,403.90	\$ 274,383.95
CASH BALANCE AND INVESTMENTS JUNE 30, 2024		\$ 3,067,812.43	\$ 67,151.07
Reserve for Warrants Outstanding		\$ 24,965.44	\$ -
Reserve for Interest on Warrants		\$ -	\$ -
Reserves From Schedule 8		\$ 531,227.64	\$ -
TOTAL LIABILITIES AND RESERVE		\$ 556,193.08	\$ -
DEFICIT:		\$ -	\$ -
CASH BALANCE FORWARD TO NEXT YEAR		\$ 2,511,619.35	\$ 67,151.07

Schedule 6: County Highway Unrestricted Fund Warrant Account of Current and All Prior Years			
CURRENT AND ALL PRIOR YEARS	2023-24	PRE-2023	Total
Warrants Outstanding June 30 of Year in Caption	\$ -	\$ 52,807.38	\$ 52,807.38
Warrants Registered During Year	\$ 5,705,369.34	\$ 221,576.57	\$ 5,926,945.91
TOTAL	\$ 5,705,369.34	\$ 274,383.95	\$ 5,979,753.29
Warrants Paid During Year	\$ 5,680,403.90	\$ 274,383.95	\$ 5,954,787.85
Warrants Converted to Bonds or Judgements	\$ -	\$ -	\$ -
Warrants Cancelled	\$ -	\$ -	\$ -
Warrants Estopped by Statute	\$ -	\$ -	\$ -
TOTAL WARRANTS RETIRED	\$ 5,680,403.90	\$ 274,383.95	\$ 5,954,787.85
TOTAL WARRANTS OUTSTANDING JUNE 30, 2024	\$ 24,965.44	\$ -	\$ 24,965.44

Schedule 9: County Highway Unrestricted Fund Summary of Expenses				
Total for Expenses	Net Appropriations July 1, 2024	Warrants Issued	Reserves	Approved by County Excise Board
1100 Total Salaries	\$ 2,789,282.08	\$ 2,088,642.75	\$ -	\$ 700,639.33
1200 Fringe Benefits	\$ 1,166,595.67	\$ 866,947.48	\$ -	\$ 299,648.19
1300 Travel Related	\$ 24,246.97	\$ 10,641.18	\$ 150.00	\$ 13,550.80
2000 Total Maintenance & Operations	\$ 3,038,117.35	\$ 1,794,692.97	\$ 285,334.64	\$ 1,024,975.80
4100 Total Machinery & Equipment, Capital Outlay	\$ 1,327,711.46	\$ 944,444.96	\$ 245,743.00	\$ 137,693.50

COUNTY HIGHWAY UNRESTRICTED COVERING THE PERIOD 7/1/2023 TO 6/30/2024
ESTIMATE OF NEEDS FOR 2024-2025

EXHIBIT D

Schedule 8: Report Of Prior Year's Expenditures				
DEPARTMENTS OF GOVERNMENT APPROPRIATED ACCOUNTS	FISCAL YEAR ENDING JUNE 30, 2023			FY ENDING JUNE, 30 2024
	Reserves 6-30-2023	Warrants Since Issued	Balance Lapsed Appropriations	Original Appropriations
Dept: 4100, Highway District 1				
1110 Full time salaries	\$ -	\$ -	\$ -	\$ 139,784.84
1210 FICA	\$ -	\$ -	\$ -	\$ 37,128.19
1310 Travel	\$ 100.00	\$ 54.99	\$ 45.01	\$ 473.58
2005 Maintenance & Operation	\$ 116,843.94	\$ 87,349.31	\$ 29,494.63	\$ 389,579.61
4110 Capital Outlay	\$ -	\$ -	\$ -	\$ 22,086.41
4130 Lease/Rentals	\$ 12,612.70	\$ 12,612.70	\$ -	\$ 47,336.02
Total for Highway District 1	\$ 129,556.64	\$ 100,017.00	\$ 29,539.64	\$ 636,388.65
Dept: 4300, Highway District 3				
1110 Full time salaries	\$ -	\$ -	\$ -	\$ 263,863.91
1210 FICA	\$ -	\$ -	\$ -	\$ 117,150.88
1310 Travel	\$ 202.22	\$ 152.22	\$ 50.00	\$ 5,294.42
2005 Maintenance & Operation	\$ 34,000.00	\$ 24,940.53	\$ 9,059.47	\$ 924,655.45
4110 Capital Outlay	\$ 29,335.00	\$ 29,165.00	\$ 170.00	\$ 13,743.18
4130 Lease/Rentals	\$ -	\$ -	\$ -	\$ 65,959.35
Total for Highway District 3	\$ 63,537.22	\$ 54,257.75	\$ 9,279.47	\$ 1,390,667.19
Dept: 6510, CIRB 2021-1				
2005 Maintenance & Operation	\$ 38,328.85	\$ 34,562.78	\$ 3,766.07	\$ 181,283.05
Total for CIRB 2021-1	\$ 38,328.85	\$ 34,562.78	\$ 3,766.07	\$ 181,283.05
Dept: 6530, CIRB 2021-3				
2005 Maintenance & Operation	\$ 57,304.93	\$ 32,739.04	\$ 24,565.89	\$ 104,806.52
Total for CIRB 2021-3	\$ 57,304.93	\$ 32,739.04	\$ 24,565.89	\$ 104,806.52
COUNTY HIGHWAY UNRESTRICTED FUND ACCOUNT				
Sub-Total of Expenditures	\$ 288,727.64	\$ 221,576.57	\$ 67,151.07	\$ 2,313,145.41
SUBJECT TO WARRANT ISSUE				
Total Provision for Interest on Warrants	\$ -	\$ -	\$ -	\$ -
TOTAL UNRESTRICTED EXPENSES FOR THE COUNTY HIGHWAY UNRESTRICTED FUND				
	\$ 288,727.64	\$ 221,576.57	\$ 67,151.07	\$ 2,313,145.41

COUNTY HIGHWAY UNRESTRICTED COVERING THE PERIOD 7/1/2023 TO 6/30/2024
ESTIMATE OF NEEDS FOR 2024-2025

Page 19

EXHIBIT D

Schedule 8: Report Of Prior Year's Expenditures						
FISCAL YEAR ENDING JUNE 30, 2024					FISCAL YEAR 2024-2025	
Supplemental Adjustments	Net Amount of Appropriations	Warrants Issued	Reserves	Lapsed Balance Known to be Unencumbered	Needs as Estimated by Governing Board	Approved by County Excise Board
Dept: 4100, Highway District 1						
\$ 1,200,314.04	\$ 1,340,098.88	\$ 1,046,188.66	\$ -	\$ 293,910.22	\$ 293,910.22	\$ 293,910.22
\$ 495,225.38	\$ 532,353.57	\$ 423,377.14	\$ -	\$ 108,976.43	\$ 108,976.43	\$ 108,976.43
\$ 5,456.22	\$ 5,929.80	\$ 2,264.40	\$ 100.00	\$ 3,565.40	\$ 3,610.41	\$ 3,610.41
\$ 711,714.72	\$ 1,101,294.33	\$ 756,275.50	\$ 112,404.88	\$ 232,613.95	\$ 262,108.58	\$ 262,108.58
\$ 270,000.00	\$ 292,086.41	\$ 79,809.52	\$ 200,000.00	\$ 12,276.89	\$ 12,276.89	\$ 12,276.89
\$ 296,790.56	\$ 344,126.58	\$ 317,069.20	\$ -	\$ 27,057.38	\$ 27,057.38	\$ 27,057.38
\$ 2,979,500.92	\$ 3,615,889.57	\$ 2,624,984.42	\$ 312,504.88	\$ 678,400.27	\$ 707,939.91	\$ 707,939.91
Dept: 4300, Highway District 3						
\$ 1,185,319.29	\$ 1,449,183.20	\$ 1,042,454.09	\$ -	\$ 406,729.11	\$ 406,729.11	\$ 406,729.11
\$ 517,091.22	\$ 634,242.10	\$ 443,570.34	\$ -	\$ 190,671.76	\$ 190,671.76	\$ 190,671.76
\$ 13,022.75	\$ 18,317.17	\$ 8,376.78	\$ 50.00	\$ 9,890.39	\$ 9,940.39	\$ 9,940.39
\$ 340,477.57	\$ 1,265,133.02	\$ 571,832.28	\$ 112,386.65	\$ 580,914.09	\$ 589,973.56	\$ 589,973.56
\$ 245,086.50	\$ 258,829.68	\$ 200,893.54	\$ 45,743.00	\$ 12,193.14	\$ 12,363.14	\$ 12,363.14
\$ 366,709.44	\$ 432,668.79	\$ 346,672.70	\$ -	\$ 85,996.09	\$ 85,996.09	\$ 85,996.09
\$ 2,667,706.77	\$ 4,058,373.96	\$ 2,613,799.73	\$ 158,179.65	\$ 1,286,394.58	\$ 1,295,674.05	\$ 1,295,674.05
Dept: 6510, CIRB 2021-1						
\$ 82,467.02	\$ 263,750.07	\$ 166,112.37	\$ 18,098.00	\$ 79,539.70	\$ 83,305.77	\$ 83,305.77
\$ 82,467.02	\$ 263,750.07	\$ 166,112.37	\$ 18,098.00	\$ 79,539.70	\$ 83,305.77	\$ 83,305.77
Dept: 6530, CIRB 2021-3						
\$ 303,133.41	\$ 407,939.93	\$ 300,472.82	\$ 42,445.11	\$ 65,022.00	\$ 89,587.89	\$ 89,587.89
\$ 303,133.41	\$ 407,939.93	\$ 300,472.82	\$ 42,445.11	\$ 65,022.00	\$ 89,587.89	\$ 89,587.89
COUNTY HIGHWAY UNRESTRICTED FUND ACCOUNT						
\$ 6,032,808.12	\$ 8,345,953.53	\$ 5,705,369.34	\$ 531,227.64	\$ 2,109,356.55	\$ 2,176,507.62	\$ 2,176,507.62
SUBJECT TO WARRANT ISSUE						
\$ -	\$ -	\$ -	\$ -	\$ -	\$ -	\$ -
TOTAL UNRESTRICTED EXPENSES FOR THE COUNTY HIGHWAY UNRESTRICTED FUND						
\$ 6,032,808.12	\$ 8,345,953.53	\$ 5,705,369.34	\$ 531,227.64	\$ 2,109,356.55	\$ 2,176,507.62	\$ 2,176,507.62

ESTIMATE OF NEEDS FOR THE 2024-2025 FISCAL YEAR		
PURPOSE:	Estimate of Needs by Governing Board	Approved by County Excise Board
Total of Unrestricted Expenses for the County Highway Unrestricted, Schedule 8	\$ 2,176,507.62	\$ 2,176,507.62
Total of Restricted Sales Tax Expenses for the County Highway Unrestricted, Schedule 8A	\$ -	\$ -
GRAND TOTAL - County Highway Unrestricted Fund	\$ 2,176,507.62	\$ 2,176,507.62

HEALTH COVERING THE PERIOD 7/1/2023 TO 6/30/2024
ESTIMATE OF NEEDS FOR 2024-2025

Page 21

EXHIBIT E

Schedule 1, Current Balance Sheet - June 30, 2024		Amount
ASSETS:		
Cash Balance June 30, 2024	\$	3,455,783.50
Investments	\$	-
TOTAL ASSETS	\$	3,455,783.50
LIABILITIES AND RESERVES:		
Warrants Outstanding	\$	126,333.75
Reserve for Interest on Warrants	\$	-
Reserves From Schedule 8	\$	288,151.60
TOTAL LIABILITIES AND RESERVES	\$	414,485.35
CASH FUND BALANCE JUNE 30, 2024	\$	3,041,298.15
TOTAL LIABILITIES, RESERVES AND CASH FUND BALANCE	\$	3,455,783.50

Schedule 2, Revenue and Requirements for 2023-2024			Detail	Total
REVENUE:				
Adjusted Cash Balance June 30, 2023	\$	2,492,081.15		
Cash Fund Balance Transferred From Prior Years	\$	131,317.40		
All Ad Valorem Tax Apportioned	\$	2,134,298.85		
Miscellaneous Revenue Apportioned	\$	187,279.67		
TOTAL REVENUE				\$ 4,944,977.07
REQUIREMENTS:				
Claims Paid by Warrants Issued	\$	1,615,527.32		
Reserves From Schedule 8	\$	288,151.60		
Interest Paid on Warrants	\$	-		
Reserve for Interest on Warrants	\$	-		
TOTAL REQUIREMENTS				\$ 1,903,678.92
ADD: CASH FUND BALANCE AS PER BALANCE SHEET JUNE 30, 2024				\$ 3,041,298.15
TOTAL REQUIREMENTS AND CASH FUND BALANCE				\$ 4,944,977.07

Schedule 3, Cash Fund Balance Analysis - June 30, 2024		Amount
ADDITIONS:		
Miscellaneous Revenue Collected in Excess with Transfer Adjustments	\$	179,779.68
Warrants Estopped, Cancelled or Converted	\$	-
Fiscal Year 2023-2024 Lapsed Appropriations	\$	2,752,003.62
Fiscal Year 2022-2023 Lapsed Appropriations	\$	131,317.40
Ad Valorem Tax Collections in Excess of Estimate	\$	165,476.82
TOTAL ADDITIONS	\$	3,228,577.52
DEDUCTIONS:		
Supplemental Appropriations	\$	187,279.37
Current Tax in Process of Collection	\$	-
TOTAL DEDUCTIONS	\$	187,279.37
Cash Fund Balance as per Balance Sheet June 30, 2024	\$	3,041,298.15

HEALTH COVERING THE PERIOD 7/1/2023 TO 6/30/2024
ESTIMATE OF NEEDS FOR 2024-2025

EXHIBIT E

Schedule 4: Revenue	2022-2023 Account	2023-2024 Account		
SOURCE	Actually Collected	Amount Estimated	Actually Collected	Over (Under)
Ad Valorem Taxes				
9001 Current Tax	\$ 1,874,731.47	\$ 1,968,822.03	\$ 2,035,872.41	\$ 67,050.38
9002 Prior Year	\$ 66,105.44	\$ -	\$ 73,975.50	\$ 73,975.50
9003 Back Year	\$ 33,628.97		\$ 24,450.94	\$ 24,450.94
Ad Valorem Tax Total	\$ 1,974,465.88	\$ 1,968,822.03	\$ 2,134,298.85	\$ 165,476.82
9100, Local Revenues				
9115 Health Fees	\$ 191,007.52	\$ (0.01)	\$ 187,279.67	\$ 187,279.68
Total for Local Revenues	\$ 191,007.52	\$ (0.01)	\$ 187,279.67	\$ 187,279.68
9200, State Revenues				
9221 Payment In lieu of Taxes	\$ -	\$ -	\$ -	\$ -
Total for State Revenues	\$ -	\$ -	\$ -	\$ -
TOTAL REVENUES FOR THE HEALTH FUND				
Total Unrestricted Revenue	\$ 191,007.52	\$ (0.01)	\$ 187,279.67	\$ 187,279.68
9014 Sales Tax Interest	\$ -	\$ -	\$ -	\$ -
9216 OTC - Sales Tax	\$ -	\$ -	\$ -	\$ -
9418 Miscellaneous Sale Tax Receipts	\$ -	\$ -	\$ -	\$ -
Restricted - Sales Tax Interest	\$ -	\$ -	\$ -	\$ -
Total Miscellaneous Health	\$ 191,007.52	\$ (0.01)	\$ 187,279.67	\$ 187,279.68
Ad Valorem Tax	\$ 1,974,465.88	\$ 1,968,822.03	\$ 2,134,298.85	\$ 165,476.82
Grand Total of All Revenues	\$ 2,165,473.40	\$ 1,968,822.02	\$ 2,321,578.52	\$ 352,756.50

HEALTH COVERING THE PERIOD 7/1/2023 TO 6/30/2024
ESTIMATE OF NEEDS FOR 2024-2025

Page 23

EXHIBIT E

Schedule 4: Revenue		2024-2025 Account	
SOURCE	Basis & Limit of Ensuing Estimate	Estimated by Governing Board	Approved by Excise Board
Ad Valorem Taxes			
9001 Current Tax	100.27%	\$ 2,041,438.95	\$ 2,041,438.95
9002 Prior Year	0.00%	\$ -	\$ -
9003 Back Year			
Ad Valorem Tax Total		\$ 2,041,438.95	\$ 2,041,438.95
9100, Local Revenues			
9115 Health Fees	90.00%	\$ 168,551.70	
Total for Local Revenues		\$ 168,551.70	\$ -
9200, State Revenues			
9221 Payment In lieu of Taxes	90.00%	\$ -	
Total for State Revenues		\$ -	\$ -
TOTAL REVENUES FOR THE HEALTH FUND			
Total Unrestricted Revenue	0.00%	\$ 168,551.70	\$ -
9014 Sales Tax Interest	0.00%	\$ -	\$ -
9216 OTC - Sales Tax	0.00%	\$ -	\$ -
9418 Miscellaneous Sale Tax Receipts	0.00%	\$ -	\$ -
Restricted - Sales Tax Interest	90.00%	\$ -	
Total Miscellaneous Health		\$ 168,551.70	\$ -
Ad Valorem Tax		\$ 2,041,438.95	\$ 2,041,438.95
Grand Total of All Revenues		\$ 2,209,990.65	\$ 2,041,438.95
Surplus Cash from Schedule 3		\$ 3,041,298.15	\$ 3,041,298.15
Total Budget for Health Fund		\$ 5,251,288.80	\$ 5,251,288.80

HEALTH COVERING THE PERIOD 7/1/2023 TO 6/30/2024
ESTIMATE OF NEEDS FOR 2024-2025

Page 25

EXHIBIT E

Schedule 5: Health Fund Balance Sheet of Current and All Prior Years		
CURRENT AND ALL PRIOR YEARS	2023-24	PRE-2023
Cash Balance Reported to Excise Board June 30, 2023	\$ -	\$ 3,441,913.75
Opening Balance from Prior Year	\$ 2,499,581.15	\$ 2,499,581.15
Cash Fund Balance Transferred Out	\$ 7,500.00	\$ -
Cash Fund Balance Transferred In	\$ -	\$ -
Adjusted Cash Balance	\$ 2,492,081.15	\$ 942,332.60
Ad Valorem Tax Apportioned	\$ 2,134,298.85	\$ -
Miscellaneous Revenue (Schedule 4)	\$ 187,279.67	\$ -
Cash Fund Balance Forward From Preceding Year	\$ 131,317.40	\$ -
Prior Expenditures Recovered	\$ -	\$ -
TOTAL RECEIPTS	\$ 2,452,895.92	\$ -
TOTAL RECEIPTS AND BALANCE	\$ 4,944,977.07	\$ 942,332.60
Warrants of Year in Caption	\$ 1,489,193.57	\$ 811,015.20
Interest Paid Thereon	\$ -	\$ -
TOTAL DISBURSEMENTS	\$ 1,489,193.57	\$ 811,015.20
CASH BALANCE AND INVESTMENTS JUNE 30, 2024	\$ 3,455,783.50	\$ 131,317.40
Reserve for Warrants Outstanding	\$ 126,333.75	\$ -
Reserve for Interest on Warrants	\$ -	\$ -
Reserves From Schedule 8	\$ 288,151.60	\$ -
TOTAL LIABILITIES AND RESERVE	\$ 414,485.35	\$ -
DEFICIT:	\$ -	\$ -
CASH BALANCE FORWARD TO NEXT YEAR	\$ 3,041,298.15	\$ 131,317.40

Schedule 6: Health Fund Warrant Account of Current and All Prior Years			
CURRENT AND ALL PRIOR YEARS	2023-24	PRE-2023	Total
Warrants Outstanding June 30 of Year in Caption	\$ -	\$ 111,970.42	\$ 111,970.42
Warrants Registered During Year	\$ 1,615,527.32	\$ 699,044.78	\$ 2,314,572.10
TOTAL	\$ 1,615,527.32	\$ 811,015.20	\$ 2,426,542.52
Warrants Paid During Year	\$ 1,489,193.57	\$ 811,015.20	\$ 2,300,208.77
Warrants Converted to Bonds or Judgements	\$ -	\$ -	\$ -
Warrants Cancelled	\$ -	\$ -	\$ -
Warrants Estopped by Statute	\$ -	\$ -	\$ -
TOTAL WARRANTS RETIRED	\$ 1,489,193.57	\$ 811,015.20	\$ 2,300,208.77
TOTAL WARRANTS OUTSTANDING JUNE 30, 2024	\$ 126,333.75	\$ -	\$ 126,333.75

Schedule 7: 2023 Ad Valorem Tax Account		
2023 Net Valuation Cert. To County Excise Board	\$ 845,978,214.00	2.560 Mills
Total Proceeds of Levy as Certified		
Additions:		
Deductions:		
Gross Balance Tax		
Less Reserve for Delinquent Tax		
	Prior Year Percent for Delinquency 10%	
Reserve for Protest Pending		
Balance Available Tax		
Deduct 2023 Tax Apportioned		
Net Balance 2023 Tax in Process of Collection		
Excess Collections		

Schedule 9: Health Fund Summary of Expenses				
Total for Expenses	Net Appropriations July 1, 2024	Warrants Issued	Reserves	Approved by County Excise Board
1100 Total Salaries	\$ 2,350,000.00	\$ 960,727.56	\$ 150,000.00	\$ 2,350,000.00
1200 Fringe Benefits	\$ -	\$ -	\$ -	\$ -
1300 Travel Related	\$ 25,000.00	\$ 10,206.08	\$ 2,180.35	\$ 25,000.00
2000 Total Maintenance & Operations	\$ 1,560,682.54	\$ 622,834.68	\$ 135,971.25	\$ 2,432,737.10
4100 Total Machinery & Equipment, Capital Outlay	\$ 720,000.00	\$ 21,759.00	\$ -	\$ 275,000.00

HEALTH COVERING THE PERIOD 7/1/2023 TO 6/30/2024
ESTIMATE OF NEEDS FOR 2024-2025

EXHIBIT E

Schedule 8: Report Of Prior Year's Expenditures				
DEPARTMENTS OF GOVERNMENT APPROPRIATED ACCOUNTS	FISCAL YEAR ENDING JUNE 30, 2023			FY ENDING JUNE, 30 2024
	Reserves 6-30-2023	Warrants Since Issued	Balance Lapsed Appropriations	Original Appropriations
Dept: 5000, Public Health				
1110 Full time salaries	\$ 150,000.00	\$ 89,570.00	\$ 60,430.00	\$ 2,350,000.00
1310 Travel	\$ 1,211.67	\$ 133.47	\$ 1,078.20	\$ 25,000.00
2005 Maintenance & Operation	\$ 96,961.01	\$ 54,293.06	\$ 42,667.95	\$ 1,098,403.17
2021 Contract Labor	\$ 14,266.00	\$ 8,883.75	\$ 5,382.25	\$ 275,000.00
4110 Capital Outlay	\$ 567,923.50	\$ 546,164.50	\$ 21,759.00	\$ 720,000.00
Total for Public Health	\$ 830,362.18	\$ 699,044.78	\$ 131,317.40	\$ 4,468,403.17
HEALTH FUND ACCOUNT				
Sub-Total of Expenditures	\$ 830,362.18	\$ 699,044.78	\$ 131,317.40	\$ 4,468,403.17
SUBJECT TO WARRANT ISSUE				
Total Provision for Interest on Warrants	\$ -	\$ -	\$ -	\$ -
TOTAL UNRESTRICTED EXPENSES FOR THE HEALTH FUND				
	\$ 830,362.18	\$ 699,044.78	\$ 131,317.40	\$ 4,468,403.17

HEALTH COVERING THE PERIOD 7/1/2023 TO 6/30/2024
ESTIMATE OF NEEDS FOR 2024-2025

Page 27

EXHIBIT E

Schedule 8: Report Of Prior Year's Expenditures						
FISCAL YEAR ENDING JUNE 30, 2024.					FISCAL YEAR 2024-2025	
Supplemental Adjustments	Net Amount of Appropriations	Warrants Issued	Reserves	Lapsed Balance Known to be Unencumbered	Needs as Estimated by Governing Board	Approved by County Excise Board
Dept: 5000, Public Health						
\$ -	\$ 2,350,000.00	\$ 960,727.56	\$ 150,000.00	\$ 1,239,272.44	\$ 2,350,000.00	\$ 2,350,000.00
\$ -	\$ 25,000.00	\$ 10,206.08	\$ 2,180.35	\$ 12,613.57	\$ 25,000.00	\$ 25,000.00
\$ 187,279.37	\$ 1,285,682.54	\$ 472,694.93	\$ 122,062.00	\$ 690,925.61	\$ 1,341,159.13	\$ 1,341,159.13
\$ -	\$ 275,000.00	\$ 150,139.75	\$ 13,909.25	\$ 110,951.00	\$ 1,091,577.97	\$ 1,091,577.97
\$ -	\$ 720,000.00	\$ 21,759.00	\$ -	\$ 698,241.00	\$ 275,000.00	\$ 275,000.00
\$ 187,279.37	\$ 4,655,682.54	\$ 1,615,527.32	\$ 288,151.60	\$ 2,752,003.62	\$ 5,082,737.10	\$ 5,082,737.10
HEALTH FUND ACCOUNT						
\$ 187,279.37	\$ 4,655,682.54	\$ 1,615,527.32	\$ 288,151.60	\$ 2,752,003.62	\$ 5,082,737.10	\$ 5,082,737.10
SUBJECT TO WARRANT ISSUE						
\$ -	\$ -	\$ -	\$ -	\$ -	\$ -	\$ -
TOTAL UNRESTRICTED EXPENSES FOR THE HEALTH FUND						
\$ 187,279.37	\$ 4,655,682.54	\$ 1,615,527.32	\$ 288,151.60	\$ 2,752,003.62	\$ 5,082,737.10	\$ 5,082,737.10

ESTIMATE OF NEEDS FOR THE 2024-2025 FISCAL YEAR			Estimate of Needs by Governing Board	Approved by County Excise Board
PURPOSE:				
Total of Unrestricted Expenses for the Health, Schedule 8			\$ 5,082,737.10	\$ 5,082,737.10
Total of Restricted Sales Tax Expenses for the Health, Schedule 8A			\$ -	\$ -
Pro rata share of County Assessor's Budget as determined by County Excise Board			\$ -	\$ -
GRAND TOTAL - Health Fund			\$ 5,082,737.10	\$ 5,082,737.10

TOTAL OF SPECIAL REVENUE FUNDS COVERING THE PERIOD JULY 1, 2023 TO JUNE 30, 2024
ESTIMATE OF NEEDS FOR 2024-2025

Page 28

EXHIBIT "I" TOTALS

Schedule I: Current Balance Sheet - June 30, 2024	
ASSETS:	
Cash Balances	\$ 21,773,234.98
Investments	\$ -
TOTAL ASSETS	\$ 21,773,234.98
LIABILITIES AND RESERVES:	
Warrants Outstanding	\$ 18,430.49
Reserve for Interest on Warrants	\$ -
Reserves From Schedule 3	\$ 3,225,136.99
TOTAL LIABILITIES AND RESERVES	\$ 3,243,567.48
CASH FUND BALANCE JUNE 30, 2024	\$ 18,529,667.50
TOTAL LIABILITIES, RESERVES AND CASH FUND BALANCE	\$ 21,773,234.98

Schedule 5: Special Revenue Funds Balance Sheet of Current and All Prior Years		
CURRENT AND ALL PRIOR YEARS	2023-24	PRE-2023
Cash Balance Reported to Excise Board June 30, 2023	\$ -	\$ 24,858,029.02
Opening Balance from Prior Year	\$ 19,644,880.00	\$ 19,644,880.00
Cash Fund Balance Transferred Out	\$ 480,287.63	\$ -
Cash Fund Balance Transferred In	\$ 8,500.00	\$ -
Adjusted Cash Balance	\$ 19,173,092.37	\$ 5,213,149.02
Ad Valorem Tax Apportioned To Year In Caption	\$ 1,036,473.70	\$ -
Sources of Revenue		
9000 Interest, Mortgage Tax	\$ 98,377.84	\$ -
9100 Local Revenues	\$ 1,588,204.84	\$ -
9200 State Revenues	\$ 2,070,551.07	\$ -
9300 Federal Revenues	\$ 189,175.53	\$ -
9400 Miscellaneous Revenues	\$ 1,557,453.68	\$ -
9500 Special Assessments	\$ 46,445.16	\$ -
9600 Other Revenues	\$ -	\$ -
9700 School Revenues	\$ -	\$ -
All Other Non-Tax Revenues	\$ -	\$ -
Sales Tax and Sales Tax Interest	\$ -	\$ -
Cash Fund Balance Forward From Preceding Year	\$ 2,256,578.30	\$ -
Prior Expenditures Recovered	\$ -	\$ -
TOTAL RECEIPTS	\$ 8,843,260.12	\$ -
TOTAL RECEIPTS AND BALANCE	\$ 28,016,352.49	\$ 5,213,149.02
Warrants of Year in Caption	\$ 6,243,117.51	\$ 2,956,570.72
Interest Paid Thereon	\$ -	\$ -
TOTAL DISBURSEMENTS	\$ 6,243,117.51	\$ 2,956,570.72
CASH BALANCE JUNE 30, 2024	\$ 21,773,234.98	\$ 2,256,578.30
Reserve for Warrants Outstanding	\$ 18,430.49	\$ 0.00
Reserve for Interest on Warrants	\$ -	\$ -
Reserves From Schedule 8	\$ 3,225,136.99	\$ -
TOTAL LIABILITIES AND RESERVE	\$ 3,243,567.48	\$ 0.00
DEFICIT:	\$ -	\$ -
CASH BALANCE FORWARD TO NEXT YEAR	\$ 18,529,667.50	\$ 2,256,578.30

Schedule 9: Special Revenue Funds Summary of Expenses				
Total for Expenses	Net Appropriations July 1, 2024	Warrants Issued	Reserves	Approved by County Excise Board
1100 Total Salaries	\$ 1,897,248.88	\$ 1,492,317.85	\$ -	\$ 404,931.03
1200 Fringe Benefits	\$ 776,455.21	\$ 642,237.53	\$ -	\$ 134,217.68
1300 Travel Related	\$ 93,534.01	\$ 22,465.65	\$ 7,815.78	\$ 65,260.76
2005 Total Maintenance & Operations	\$ 17,476,433.95	\$ 3,719,521.38	\$ 2,160,222.61	\$ 13,777,934.24
4110 Machinery & Equipment, Capital Outlay	\$ 3,057,855.34	\$ 375,154.56	\$ 1,057,098.60	\$ 1,648,759.18
All Other Expenses	\$ 1,827,195.27	\$ 9,851.03	\$ -	\$ 1,864,556.71
TOTAL EXPENDITURES 2023-24 FISCAL YEAR	\$ 25,128,722.66	\$ 6,261,548.00	\$ 3,225,136.99	\$ 17,895,659.60

COUNTY BRIDGE AND ROAD IMPROVEMENT COVERING THE PERIOD 7/1/2023 TO 6/30/2024
ESTIMATE OF NEEDS FOR 2024-2025

Page 29

I-1103

COUNTY BRIDGE AND ROAD IMPROVEMENT

Schedule 1: Current Balance Sheet - June 30, 2024	
ASSETS:	
Cash Balances	\$ 2,676,175.22
Investments	\$ -
TOTAL ASSETS	\$ 2,676,175.22
LIABILITIES AND RESERVES:	
Warrants Outstanding	\$ -
Reserve for Interest on Warrants	\$ -
Reserves From Schedule 3	\$ -
TOTAL LIABILITIES AND RESERVES	\$ -
CASH FUND BALANCE JUNE 30, 2024	\$ 2,676,175.22
TOTAL LIABILITIES, RESERVES AND CASH FUND BALANCE	\$ 2,676,175.22

Schedule 5: County Bridge And Road Improvement Fund Balance Sheet of Current and All Prior Years		
CURRENT AND ALL PRIOR YEARS	2023-24	PRE-2023
Cash Balance Reported to Excise Board June 30, 2023	\$ -	\$ 2,211,774.08
Opening Balance from Prior Year	\$ 2,071,805.82	\$ 2,071,805.82
Cash Fund Balance Transferred Out	\$ -	\$ -
Cash Fund Balance Transferred In	\$ -	\$ -
Adjusted Cash Balance	\$ 2,071,805.82	\$ 139,968.26
Ad Valorem Tax Apportioned To Year In Caption	\$ -	\$ -
Sources of Revenue		
9000 Interest, Mortgage Tax	\$ -	\$ -
9100 Local Revenues	\$ -	\$ -
9200 State Revenues	\$ 695,264.74	\$ -
9300 Federal Revenues	\$ -	\$ -
9400 Miscellaneous Revenues	\$ 206,979.50	\$ -
9500 Special Assessments	\$ -	\$ -
9600 Other Revenues	\$ -	\$ -
9700 School Revenues	\$ -	\$ -
All Other Non-Tax Revenues	\$ -	\$ -
Sales Tax and Sales Tax Interest	\$ -	\$ -
Cash Fund Balance Forward From Preceding Year	\$ 10,006.00	\$ -
Prior Expenditures Recovered	\$ -	\$ -
TOTAL RECEIPTS	\$ 912,250.24	\$ -
TOTAL RECEIPTS AND BALANCE	\$ 2,984,056.06	\$ 139,968.26
Warrants of Year in Caption	\$ 307,880.84	\$ 129,962.26
Interest Paid Thereon	\$ -	\$ -
TOTAL DISBURSEMENTS	\$ 307,880.84	\$ 129,962.26
CASH BALANCE JUNE 30, 2024	\$ 2,676,175.22	\$ 10,006.00
Reserve for Warrants Outstanding	\$ -	\$ -
Reserve for Interest on Warrants	\$ -	\$ -
Reserves From Schedule 8	\$ -	\$ -
TOTAL LIABILITIES AND RESERVE	\$ -	\$ -
DEFICIT:	\$ -	\$ -
CASH BALANCE FORWARD TO NEXT YEAR	\$ 2,676,175.22	\$ 10,006.00

Schedule 9: County Bridge And Road Improvement Fund Summary of Expenses				
Total for Expenses	Net Appropriations July 1, 2024	Warrants Issued	Reserves	Approved by County Excise Board
1100 Total Salaries	\$ -	\$ -	\$ -	\$ -
1200 Fringe Benefits	\$ -	\$ -	\$ -	\$ -
1300 Travel Related	\$ -	\$ -	\$ -	\$ -
2000 Total Maintenance & Operations	\$ 2,914,964.90	\$ 307,880.84	\$ -	\$ 2,617,090.06
4100 Total Machinery & Equipment, Capital Outlay	\$ -	\$ -	\$ -	\$ -
All Other Expenses	\$ -	\$ -	\$ -	\$ -
TOTAL EXPENDITURES 2023-24 FISCAL YEAR	\$ 2,914,964.90	\$ 307,880.84	\$ -	\$ 2,617,090.06

911 PHONE FEES COVERING THE PERIOD 7/1/2023 TO 6/30/2024
ESTIMATE OF NEEDS FOR 2024-2025

I-1201

911 PHONE FEES

Schedule 1: Current Balance Sheet - June 30, 2024	
ASSETS:	
Cash Balances	\$ 5,033.12
Investments	\$ -
TOTAL ASSETS	\$ 5,033.12
LIABILITIES AND RESERVES:	
Warrants Outstanding	\$ -
Reserve for Interest on Warrants	\$ -
Reserves From Schedule 3	\$ -
TOTAL LIABILITIES AND RESERVES	\$ -
CASH FUND BALANCE JUNE 30, 2024	\$ 5,033.12
TOTAL LIABILITIES, RESERVES AND CASH FUND BALANCE	\$ 5,033.12

Schedule 5: 911 Phone Fees Fund Balance Sheet of Current and All Prior Years		
CURRENT AND ALL PRIOR YEARS	2023-24	PRE-2023
Cash Balance Reported to Excise Board June 30, 2023	\$ -	\$ 14,697.51
Opening Balance from Prior Year	\$ 14,697.51	\$ 14,697.51
Cash Fund Balance Transferred Out	\$ -	\$ -
Cash Fund Balance Transferred In	\$ -	\$ -
Adjusted Cash Balance	\$ 14,697.51	\$ -
Ad Valorem Tax Apportioned To Year In Caption	\$ -	\$ -
Sources of Revenue		
9000 Interest, Mortgage Tax	\$ -	\$ -
9100 Local Revenues	\$ 17,735.61	\$ -
9200 State Revenues	\$ -	\$ -
9300 Federal Revenues	\$ -	\$ -
9400 Miscellaneous Revenues	\$ -	\$ -
9500 Special Assessments	\$ -	\$ -
9600 Other Revenues	\$ -	\$ -
9700 School Revenues	\$ -	\$ -
All Other Non-Tax Revenues	\$ -	\$ -
Sales Tax and Sales Tax Interest	\$ -	\$ -
Cash Fund Balance Forward From Preceding Year	\$ -	\$ -
Prior Expenditures Recovered	\$ -	\$ -
TOTAL RECEIPTS	\$ 17,735.61	\$ -
TOTAL RECEIPTS AND BALANCE	\$ 32,433.12	\$ -
Warrants of Year in Caption	\$ 27,400.00	\$ -
Interest Paid Thereon	\$ -	\$ -
TOTAL DISBURSEMENTS	\$ 27,400.00	\$ -
CASH BALANCE JUNE 30, 2024	\$ 5,033.12	\$ -
Reserve for Warrants Outstanding	\$ -	\$ -
Reserve for Interest on Warrants	\$ -	\$ -
Reserves From Schedule 8	\$ -	\$ -
TOTAL LIABILITIES AND RESERVE	\$ -	\$ -
DEFICIT:	\$ -	\$ -
CASH BALANCE FORWARD TO NEXT YEAR	\$ 5,033.12	\$ -

Schedule 9: 911 Phone Fees Fund Summary of Expenses				
Total for Expenses	Net Appropriations July 1, 2024	Warrants Issued	Reserves	Approved by County Excise Board
1100 Total Salaries	\$ -	\$ -	\$ -	\$ -
1200 Fringe Benefits	\$ -	\$ -	\$ -	\$ -
1300 Travel Related	\$ -	\$ -	\$ -	\$ -
2000 Total Maintenance & Operations	\$ 32,433.12	\$ 27,400.00	\$ -	\$ 5,033.12
4100 Total Machinery & Equipment, Capital Outlay	\$ -	\$ -	\$ -	\$ -
All Other Expenses	\$ -	\$ -	\$ -	\$ -
TOTAL EXPENDITURES 2023-24 FISCAL YEAR	\$ 32,433.12	\$ 27,400.00	\$ -	\$ 5,033.12

ASSESSOR REVOLVING FEE COVERING THE PERIOD 7/1/2023 TO 6/30/2024
ESTIMATE OF NEEDS FOR 2024-2025

Page 31

I-1204

ASSESSOR REVOLVING FEE

Schedule 1: Current Balance Sheet - June 30, 2024	
ASSETS:	
Cash Balances	\$ 34,402.90
Investments	\$ -
TOTAL ASSETS	\$ 34,402.90
LIABILITIES AND RESERVES:	
Warrants Outstanding	\$ -
Reserve for Interest on Warrants	\$ -
Reserves From Schedule 3	\$ -
TOTAL LIABILITIES AND RESERVES	\$ -
CASH FUND BALANCE JUNE 30, 2024	\$ 34,402.90
TOTAL LIABILITIES, RESERVES AND CASH FUND BALANCE	\$ 34,402.90

Schedule 5: Assessor Revolving Fee Fund Balance Sheet of Current and All Prior Years		
CURRENT AND ALL PRIOR YEARS		
	2023-24	PRE-2023
Cash Balance Reported to Excise Board June 30, 2023	\$ -	\$ 61,756.97
Opening Balance from Prior Year	\$ 61,756.97	\$ 61,756.97
Cash Fund Balance Transferred Out	\$ -	\$ -
Cash Fund Balance Transferred In	\$ -	\$ -
Adjusted Cash Balance	\$ 61,756.97	\$ -
Ad Valorem Tax Apportioned To Year In Caption	\$ -	\$ -
Sources of Revenue		
9000 Interest, Mortgage Tax	\$ 118.43	\$ -
9100 Local Revenues	\$ 4,203.50	\$ -
9200 State Revenues	\$ -	\$ -
9300 Federal Revenues	\$ -	\$ -
9400 Miscellaneous Revenues	\$ -	\$ -
9500 Special Assessments	\$ -	\$ -
9600 Other Revenues	\$ -	\$ -
9700 School Revenues	\$ -	\$ -
All Other Non-Tax Revenues	\$ -	\$ -
Sales Tax and Sales Tax Interest	\$ -	\$ -
Cash Fund Balance Forward From Preceding Year	\$ -	\$ -
Prior Expenditures Recovered	\$ -	\$ -
TOTAL RECEIPTS	\$ 4,321.93	\$ -
TOTAL RECEIPTS AND BALANCE	\$ 66,078.90	\$ -
Warrants of Year in Caption	\$ 31,676.00	\$ -
Interest Paid Thereon	\$ -	\$ -
TOTAL DISBURSEMENTS	\$ 31,676.00	\$ -
CASH BALANCE JUNE 30, 2024	\$ 34,402.90	\$ -
Reserve for Warrants Outstanding	\$ -	\$ -
Reserve for Interest on Warrants	\$ -	\$ -
Reserves From Schedule 8	\$ -	\$ -
TOTAL LIABILITIES AND RESERVE	\$ -	\$ -
DEFICIT:	\$ -	\$ -
CASH BALANCE FORWARD TO NEXT YEAR	\$ 34,402.90	\$ -

Schedule 9: Assessor Revolving Fee Fund Summary of Expenses				
Total for Expenses	Net Appropriations July 1, 2024	Warrants Issued	Reserves	Approved by County Excise Board
1100 Total Salaries	\$ -	\$ -	\$ -	\$ -
1200 Fringe Benefits	\$ -	\$ -	\$ -	\$ -
1300 Travel Related	\$ -	\$ -	\$ -	\$ -
2000 Total Maintenance & Operations	\$ 34,913.52	\$ 3,470.00	\$ -	\$ 31,443.52
4100 Total Machinery & Equipment, Capital Outlay	\$ 28,645.31	\$ 28,206.00	\$ -	\$ 439.31
All Other Expenses	\$ -	\$ -	\$ -	\$ -
TOTAL EXPENDITURES 2023-24 FISCAL YEAR	\$ 63,558.83	\$ 31,676.00	\$ -	\$ 31,882.83

COUNTY CLERK LIEN FEE COVERING THE PERIOD 7/1/2023 TO 6/30/2024
ESTIMATE OF NEEDS FOR 2024-2025

I-1208

COUNTY CLERK LIEN FEE

Schedule 1: Current Balance Sheet - June 30, 2024

ASSETS:	
Cash Balances	\$ 161,591.42
Investments	\$ -
TOTAL ASSETS	\$ 161,591.42
LIABILITIES AND RESERVES:	
Warrants Outstanding	\$ -
Reserve for Interest on Warrants	\$ -
Reserves From Schedule 3	\$ 5,899.55
TOTAL LIABILITIES AND RESERVES	\$ 5,899.55
CASH FUND BALANCE JUNE 30, 2024	\$ 155,691.87
TOTAL LIABILITIES, RESERVES AND CASH FUND BALANCE	\$ 161,591.42

Schedule 5: County Clerk Lien Fee Fund Balance Sheet of Current and All Prior Years

CURRENT AND ALL PRIOR YEARS	2023-24	PRE-2023
Cash Balance Reported to Excise Board June 30, 2023	\$ -	\$ 134,455.77
Opening Balance from Prior Year	\$ 134,103.77	\$ 134,103.77
Cash Fund Balance Transferred Out	\$ -	\$ -
Cash Fund Balance Transferred In	\$ -	\$ -
Adjusted Cash Balance	\$ 134,103.77	\$ 352.00
Ad Valorem Tax Apportioned To Year In Caption	\$ -	\$ -
Sources of Revenue		
9000 Interest, Mortgage Tax	\$ -	\$ -
9100 Local Revenues	\$ 28,842.91	\$ -
9200 State Revenues	\$ -	\$ -
9300 Federal Revenues	\$ -	\$ -
9400 Miscellaneous Revenues	\$ 36.60	\$ -
9500 Special Assessments	\$ -	\$ -
9600 Other Revenues	\$ -	\$ -
9700 School Revenues	\$ -	\$ -
All Other Non-Tax Revenues	\$ -	\$ -
Sales Tax and Sales Tax Interest	\$ -	\$ -
Cash Fund Balance Forward From Preceding Year	\$ -	\$ -
Prior Expenditures Recovered	\$ -	\$ -
TOTAL RECEIPTS	\$ 28,879.51	\$ -
TOTAL RECEIPTS AND BALANCE	\$ 162,983.28	\$ 352.00
Warrants of Year in Caption	\$ 1,391.86	\$ 352.00
Interest Paid Thereon	\$ -	\$ -
TOTAL DISBURSEMENTS	\$ 1,391.86	\$ 352.00
CASH BALANCE JUNE 30, 2024	\$ 161,591.42	\$ -
Reserve for Warrants Outstanding	\$ -	\$ -
Reserve for Interest on Warrants	\$ -	\$ -
Reserves From Schedule 8	\$ 5,899.55	\$ -
TOTAL LIABILITIES AND RESERVE	\$ 5,899.55	\$ -
DEFICIT:	\$ -	\$ -
CASH BALANCE FORWARD TO NEXT YEAR	\$ 155,691.87	\$ -

Schedule 9: County Clerk Lien Fee Fund Summary of Expenses

Total for Expenses	Net Appropriations July 1, 2024	Warrants Issued	Reserves	Approved by County Excise Board
1100 Total Salaries	\$ -	\$ -	\$ -	\$ -
1200 Fringe Benefits	\$ -	\$ -	\$ -	\$ -
1300 Travel Related	\$ 14,973.38	\$ 1,245.86	\$ -	\$ 13,727.52
2000 Total Maintenance & Operations	\$ 113,427.62	\$ 146.00	\$ 350.50	\$ 112,931.12
4100 Total Machinery & Equipment, Capital Outlay	\$ 33,430.96	\$ -	\$ 5,549.05	\$ 27,881.91
All Other Expenses	\$ -	\$ -	\$ -	\$ -
TOTAL EXPENDITURES 2023-24 FISCAL YEAR	\$ 161,831.96	\$ 1,391.86	\$ 5,899.55	\$ 154,540.55

ESTIMATE OF NEEDS FOR 2024-2025

I-1209

COUNTY CLERK RECORDS MANAGEMENT AND PRESERVATION

Schedule 1: Current Balance Sheet - June 30, 2024

ASSETS:	
Cash Balances	\$ 364,900.31
Investments	\$ -
TOTAL ASSETS	\$ 364,900.31
LIABILITIES AND RESERVES:	
Warrants Outstanding	\$ 4,819.75
Reserve for Interest on Warrants	\$ -
Reserves From Schedule 3	\$ 21,587.00
TOTAL LIABILITIES AND RESERVES	\$ 26,406.75
CASH FUND BALANCE JUNE 30, 2024	\$ 338,493.56
TOTAL LIABILITIES, RESERVES AND CASH FUND BALANCE	\$ 364,900.31

Schedule 5: County Clerk Records Management And Preservation Fund Balance Sheet of Current and All Prior Years

CURRENT AND ALL PRIOR YEARS		2023-24	PRE-2023
Cash Balance Reported to Excise Board June 30, 2023		\$ -	\$ 346,820.06
Opening Balance from Prior Year		\$ 319,871.88	\$ 319,871.88
Cash Fund Balance Transferred Out		\$ -	\$ -
Cash Fund Balance Transferred In		\$ -	\$ -
Adjusted Cash Balance		\$ 319,871.88	\$ 26,948.18
Ad Valorem Tax Apportioned To Year In Caption		\$ -	\$ -
Sources of Revenue			
9000 Interest, Mortgage Tax		\$ -	\$ -
9100 Local Revenues		\$ 184,700.00	\$ -
9200 State Revenues		\$ -	\$ -
9300 Federal Revenues		\$ -	\$ -
9400 Miscellaneous Revenues		\$ -	\$ -
9500 Special Assessments		\$ -	\$ -
9600 Other Revenues		\$ -	\$ -
9700 School Revenues		\$ -	\$ -
All Other Non-Tax Revenues		\$ -	\$ -
Sales Tax and Sales Tax Interest		\$ -	\$ -
Cash Fund Balance Forward From Preceding Year		\$ 15,096.17	\$ -
Prior Expenditures Recovered		\$ -	\$ -
TOTAL RECEIPTS		\$ 199,796.17	\$ -
TOTAL RECEIPTS AND BALANCE		\$ 519,668.05	\$ 26,948.18
Warrants of Year in Caption		\$ 154,767.74	\$ 11,852.01
Interest Paid Thereon		\$ -	\$ -
TOTAL DISBURSEMENTS		\$ 154,767.74	\$ 11,852.01
CASH BALANCE JUNE 30, 2024		\$ 364,900.31	\$ 15,096.17
Reserve for Warrants Outstanding		\$ 4,819.75	\$ (0.00)
Reserve for Interest on Warrants		\$ -	\$ -
Reserves From Schedule 8		\$ 21,587.00	\$ -
TOTAL LIABILITIES AND RESERVE		\$ 26,406.75	\$ (0.00)
DEFICIT:		\$ -	\$ -
CASH BALANCE FORWARD TO NEXT YEAR		\$ 338,493.56	\$ 15,096.17

Schedule 9: County Clerk Records Management And Preservation Fund Summary of Expenses

Total for Expenses	Net Appropriations July 1, 2024	Warrants Issued	Reserves	Approved by County Excise Board
1100 Total Salaries	\$ 185,372.88	\$ 56,916.60	\$ -	\$ 128,456.28
1200 Fringe Benefits	\$ 68,630.44	\$ 23,339.17	\$ -	\$ 45,291.27
1300 Travel Related	\$ -	\$ -	\$ -	\$ -
2000 Total Maintenance & Operations	\$ 190,988.89	\$ 68,473.22	\$ 11,892.00	\$ 115,401.62
4100 Total Machinery & Equipment, Capital Outlay	\$ 57,945.84	\$ 10,858.50	\$ 9,695.00	\$ 47,710.56
All Other Expenses	\$ -	\$ -	\$ -	\$ -
TOTAL EXPENDITURES 2023-24 FISCAL YEAR	\$ 502,938.05	\$ 159,587.49	\$ 21,587.00	\$ 336,859.73

COURT CLERK PAYROLL COVERING THE PERIOD 7/1/2023 TO 6/30/2024
ESTIMATE OF NEEDS FOR 2024-2025

I-1211

COURT CLERK PAYROLL

Schedule 1: Current Balance Sheet - June 30, 2024	
ASSETS:	
Cash Balances	\$ 4,248.41
Investments	\$ -
TOTAL ASSETS	\$ 4,248.41
LIABILITIES AND RESERVES:	
Warrants Outstanding	\$ 575.09
Reserve for Interest on Warrants	\$ -
Reserves From Schedule 3	\$ -
TOTAL LIABILITIES AND RESERVES	\$ 575.09
CASH FUND BALANCE JUNE 30, 2024	\$ 3,673.32
TOTAL LIABILITIES, RESERVES AND CASH FUND BALANCE	\$ 4,248.41

Schedule 5: Court Clerk Payroll Fund Balance Sheet of Current and All Prior Years		
CURRENT AND ALL PRIOR YEARS	2023-24	PRE-2023
Cash Balance Reported to Excise Board June 30, 2023	\$ -	\$ 5,603.69
Opening Balance from Prior Year	\$ 358.53	\$ 358.53
Cash Fund Balance Transferred Out	\$ -	\$ -
Cash Fund Balance Transferred In	\$ -	\$ -
Adjusted Cash Balance	\$ 358.53	\$ 5,245.16
Ad Valorem Tax Apportioned To Year In Caption	\$ -	\$ -
Sources of Revenue		
9000 Interest, Mortgage Tax	\$ -	\$ -
9100 Local Revenues	\$ 443,207.12	\$ -
9200 State Revenues	\$ -	\$ -
9300 Federal Revenues	\$ -	\$ -
9400 Miscellaneous Revenues	\$ -	\$ -
9500 Special Assessments	\$ -	\$ -
9600 Other Revenues	\$ -	\$ -
9700 School Revenues	\$ -	\$ -
All Other Non-Tax Revenues	\$ -	\$ -
Sales Tax and Sales Tax Interest	\$ -	\$ -
Cash Fund Balance Forward From Preceding Year	\$ -	\$ -
Prior Expenditures Recovered	\$ -	\$ -
TOTAL RECEIPTS	\$ 443,207.12	\$ -
TOTAL RECEIPTS AND BALANCE	\$ 443,565.65	\$ 5,245.16
Warrants of Year in Caption	\$ 439,317.24	\$ 5,245.16
Interest Paid Thereon	\$ -	\$ -
TOTAL DISBURSEMENTS	\$ 439,317.24	\$ 5,245.16
CASH BALANCE JUNE 30, 2024	\$ 4,248.41	\$ 0.00
Reserve for Warrants Outstanding	\$ 575.09	\$ 0.00
Reserve for Interest on Warrants	\$ -	\$ -
Reserves From Schedule 8	\$ -	\$ -
TOTAL LIABILITIES AND RESERVE	\$ 575.09	\$ 0.00
DEFICIT:	\$ -	\$ -
CASH BALANCE FORWARD TO NEXT YEAR	\$ 3,673.32	\$ -

Schedule 9: Court Clerk Payroll Fund Summary of Expenses				
Total for Expenses	Net Appropriations July 1, 2024	Warrants Issued	Reserves	Approved by County Excise Board
1100 Total Salaries	\$ 306,402.32	\$ 305,092.57	\$ -	\$ 1,309.75
1200 Fringe Benefits	\$ 137,163.33	\$ 134,799.76	\$ -	\$ 2,363.57
1300 Travel Related	\$ -	\$ -	\$ -	\$ -
2000 Total Maintenance & Operations	\$ -	\$ -	\$ -	\$ -
4100 Total Machinery & Equipment, Capital Outlay	\$ -	\$ -	\$ -	\$ -
All Other Expenses	\$ -	\$ -	\$ -	\$ -
TOTAL EXPENDITURES 2023-24 FISCAL YEAR	\$ 443,565.65	\$ 439,892.33	\$ -	\$ 3,673.32

EMERGENCY MANAGEMENT COVERING THE PERIOD 7/1/2023 TO 6/30/2024
ESTIMATE OF NEEDS FOR 2024-2025

Page 35

I-1212

EMERGENCY MANAGEMENT

Schedule 1: Current Balance Sheet - June 30, 2024	
ASSETS:	
Cash Balances	\$ 21,949.62
Investments	\$ -
TOTAL ASSETS	\$ 21,949.62
LIABILITIES AND RESERVES:	
Warrants Outstanding	\$ -
Reserve for Interest on Warrants	\$ -
Reserves From Schedule 3	\$ -
TOTAL LIABILITIES AND RESERVES	\$ -
CASH FUND BALANCE JUNE 30, 2024	\$ 21,949.62
TOTAL LIABILITIES, RESERVES AND CASH FUND BALANCE	\$ 21,949.62

Schedule 5: Emergency Management Fund Balance Sheet of Current and All Prior Years		
CURRENT AND ALL PRIOR YEARS	2023-24	PRE-2023
Cash Balance Reported to Excise Board June 30, 2023	\$ -	\$ 58,853.94
Opening Balance from Prior Year	\$ 58,853.94	\$ 58,853.94
Cash Fund Balance Transferred Out	\$ -	\$ -
Cash Fund Balance Transferred In	\$ -	\$ -
Adjusted Cash Balance	\$ 58,853.94	\$ -
Ad Valorem Tax Apportioned To Year In Caption	\$ -	\$ -
Sources of Revenue		
9000 Interest, Mortgage Tax	\$ -	\$ -
9100 Local Revenues	\$ 240,992.40	\$ -
9200 State Revenues	\$ -	\$ -
9300 Federal Revenues	\$ 41,191.17	\$ -
9400 Miscellaneous Revenues	\$ -	\$ -
9500 Special Assessments	\$ -	\$ -
9600 Other Revenues	\$ -	\$ -
9700 School Revenues	\$ -	\$ -
All Other Non-Tax Revenues	\$ -	\$ -
Sales Tax and Sales Tax Interest	\$ -	\$ -
Cash Fund Balance Forward From Preceding Year	\$ -	\$ -
Prior Expenditures Recovered	\$ -	\$ -
TOTAL RECEIPTS	\$ 282,183.57	\$ -
TOTAL RECEIPTS AND BALANCE	\$ 341,037.51	\$ -
Warrants of Year in Caption	\$ 319,087.89	\$ -
Interest Paid Thereon	\$ -	\$ -
TOTAL DISBURSEMENTS	\$ 319,087.89	\$ -
CASH BALANCE JUNE 30, 2024	\$ 21,949.62	\$ -
Reserve for Warrants Outstanding	\$ -	\$ -
Reserve for Interest on Warrants	\$ -	\$ -
Reserves From Schedule 8	\$ -	\$ -
TOTAL LIABILITIES AND RESERVE	\$ -	\$ -
DEFICIT:	\$ -	\$ -
CASH BALANCE FORWARD TO NEXT YEAR	\$ 21,949.62	\$ -

Schedule 9: Emergency Management Fund Summary of Expenses				
Total for Expenses	Net Appropriations July 1, 2024	Warrants Issued	Reserves	Approved by County Excise Board
1100 Total Salaries	\$ -	\$ -	\$ -	\$ -
1200 Fringe Benefits	\$ -	\$ -	\$ -	\$ -
1300 Travel Related	\$ -	\$ -	\$ -	\$ -
2000 Total Maintenance & Operations	\$ 339,846.34	\$ 319,087.89	\$ -	\$ 20,758.45
4100 Total Machinery & Equipment, Capital Outlay	\$ -	\$ -	\$ -	\$ -
All Other Expenses	\$ -	\$ -	\$ -	\$ -
TOTAL EXPENDITURES 2023-24 FISCAL YEAR	\$ 339,846.34	\$ 319,087.89	\$ -	\$ 20,758.45

JUVENILE DETENTION COVERING THE PERIOD 7/1/2023 TO 6/30/2024
ESTIMATE OF NEEDS FOR 2024-2025

I-1217

JUVENILE DETENTION

Schedule 1: Current Balance Sheet - June 30, 2024

ASSETS:	
Cash Balances	\$ 320,193.25
Investments	\$ -
TOTAL ASSETS	\$ 320,193.25
LIABILITIES AND RESERVES:	
Warrants Outstanding	\$ 6,397.21
Reserve for Interest on Warrants	\$ -
Reserves From Schedule 3	\$ 28,824.94
TOTAL LIABILITIES AND RESERVES	\$ 35,222.15
CASH FUND BALANCE JUNE 30, 2024	\$ 284,971.10
TOTAL LIABILITIES, RESERVES AND CASH FUND BALANCE	\$ 320,193.25

Schedule 5: Juvenile Detention Fund Balance Sheet of Current and All Prior Years

CURRENT AND ALL PRIOR YEARS	2023-24	PRE-2023
Cash Balance Reported to Excise Board June 30, 2023	\$ -	\$ 262,478.97
Opening Balance from Prior Year	\$ 222,756.59	\$ 222,756.59
Cash Fund Balance Transferred Out	\$ -	\$ -
Cash Fund Balance Transferred In	\$ -	\$ -
Adjusted Cash Balance	\$ 222,756.59	\$ 39,722.38
Ad Valorem Tax Apportioned To Year In Caption	\$ -	\$ -
Sources of Revenue		
9000 Interest, Mortgage Tax	\$ 576.32	\$ -
9100 Local Revenues	\$ 274,383.96	\$ -
9200 State Revenues	\$ 1,344,246.74	\$ -
9300 Federal Revenues	\$ -	\$ -
9400 Miscellaneous Revenues	\$ 15,697.36	\$ -
9500 Special Assessments	\$ -	\$ -
9600 Other Revenues	\$ -	\$ -
9700 School Revenues	\$ -	\$ -
All Other Non-Tax Revenues	\$ -	\$ -
Sales Tax and Sales Tax Interest	\$ -	\$ -
Cash Fund Balance Forward From Preceding Year	\$ 4,687.17	\$ -
Prior Expenditures Recovered	\$ -	\$ -
TOTAL RECEIPTS	\$ 1,639,591.55	\$ -
TOTAL RECEIPTS AND BALANCE	\$ 1,862,348.14	\$ 39,722.38
Warrants of Year in Caption	\$ 1,542,154.89	\$ 35,035.21
Interest Paid Thereon	\$ -	\$ -
TOTAL DISBURSEMENTS	\$ 1,542,154.89	\$ 35,035.21
CASH BALANCE JUNE 30, 2024	\$ 320,193.25	\$ 4,687.17
Reserve for Warrants Outstanding	\$ 6,397.21	\$ 0.00
Reserve for Interest on Warrants	\$ -	\$ -
Reserves From Schedule 8	\$ 28,824.94	\$ -
TOTAL LIABILITIES AND RESERVE	\$ 35,222.15	\$ 0.00
DEFICIT:	\$ -	\$ -
CASH BALANCE FORWARD TO NEXT YEAR	\$ 284,971.10	\$ 4,687.17

Schedule 9: Juvenile Detention Fund Summary of Expenses

Total for Expenses	Net Appropriations July 1, 2024	Warrants Issued	Reserves	Approved by County Excise Board
1100 Total Salaries	\$ 947,898.74	\$ 901,983.98	\$ -	\$ 45,914.76
1200 Fringe Benefits	\$ 406,533.48	\$ 391,604.24	\$ -	\$ 14,929.24
1300 Travel Related	\$ 13,792.22	\$ 1,896.17	\$ 365.78	\$ 11,560.27
2000 Total Maintenance & Operations	\$ 337,683.85	\$ 247,400.50	\$ 28,459.16	\$ 63,524.99
4100 Total Machinery & Equipment, Capital Outlay	\$ 10,915.05	\$ 5,667.21	\$ -	\$ 5,247.84
All Other Expenses	\$ -	\$ -	\$ -	\$ -
TOTAL EXPENDITURES 2023-24 FISCAL YEAR	\$ 1,716,823.34	\$ 1,548,552.10	\$ 28,824.94	\$ 141,177.10

RESALE PROPERTY COVERING THE PERIOD 7/1/2023 TO 6/30/2024
ESTIMATE OF NEEDS FOR 2024-2025

Page 37

I-1220

RESALE PROPERTY

Schedule 1: Current Balance Sheet - June 30, 2024	
ASSETS:	
Cash Balances	\$ 2,145,913.98
Investments	\$ -
TOTAL ASSETS	\$ 2,145,913.98
LIABILITIES AND RESERVES:	
Warrants Outstanding	\$ 1,102.55
Reserve for Interest on Warrants	\$ -
Reserves From Schedule 3	\$ -
TOTAL LIABILITIES AND RESERVES	\$ 1,102.55
CASH FUND BALANCE JUNE 30, 2024	\$ 2,144,811.43
TOTAL LIABILITIES, RESERVES AND CASH FUND BALANCE	\$ 2,145,913.98

Schedule 5: Resale Property Fund Balance Sheet of Current and All Prior Years		
CURRENT AND ALL PRIOR YEARS	2023-24	PRE-2023
Cash Balance Reported to Excise Board June 30, 2023	\$ -	\$ 2,144,802.66
Opening Balance from Prior Year	\$ 2,140,317.16	\$ 2,140,317.16
Cash Fund Balance Transferred Out	\$ -	\$ -
Cash Fund Balance Transferred In	\$ -	\$ -
Adjusted Cash Balance	\$ 2,140,317.16	\$ 4,485.50
Ad Valorem Tax Apportioned To Year In Caption	\$ 1,026,368.70	\$ -
Sources of Revenue		
9000 Interest, Mortgage Tax	\$ 4,142.34	\$ -
9100 Local Revenues	\$ 74,299.12	\$ -
9200 State Revenues	\$ -	\$ -
9300 Federal Revenues	\$ -	\$ -
9400 Miscellaneous Revenues	\$ 9,673.00	\$ -
9500 Special Assessments	\$ 46,445.16	\$ -
9600 Other Revenues	\$ -	\$ -
9700 School Revenues	\$ -	\$ -
All Other Non-Tax Revenues	\$ -	\$ -
Sales Tax and Sales Tax Interest	\$ -	\$ -
Cash Fund Balance Forward From Preceding Year	\$ -	\$ -
Prior Expenditures Recovered	\$ -	\$ -
TOTAL RECEIPTS	\$ 1,160,928.32	\$ -
TOTAL RECEIPTS AND BALANCE	\$ 3,301,245.48	\$ 4,485.50
Warrants of Year in Caption	\$ 1,155,331.50	\$ 4,485.50
Interest Paid Thereon	\$ -	\$ -
TOTAL DISBURSEMENTS	\$ 1,155,331.50	\$ 4,485.50
CASH BALANCE JUNE 30, 2024	\$ 2,145,913.98	\$ -
Reserve for Warrants Outstanding	\$ 1,102.55	\$ -
Reserve for Interest on Warrants	\$ -	\$ -
Reserves From Schedule 8	\$ -	\$ -
TOTAL LIABILITIES AND RESERVE	\$ 1,102.55	\$ -
DEFICIT:	\$ -	\$ -
CASH BALANCE FORWARD TO NEXT YEAR	\$ 2,144,811.43	\$ -

Schedule 9: Resale Property Fund Summary of Expenses				
Total for Expenses	Net Appropriations July 1, 2024	Warrants Issued	Reserves	Approved by County Excise Board
1100 Total Salaries	\$ 306,231.13	\$ 179,177.72	\$ -	\$ 127,053.41
1200 Fringe Benefits	\$ 126,378.25	\$ 75,310.27	\$ -	\$ 51,067.98
1300 Travel Related	\$ 26,359.96	\$ 326.28	\$ -	\$ 26,033.68
2000 Total Maintenance & Operations	\$ 2,608,832.59	\$ 901,619.78	\$ -	\$ 1,707,212.81
4100 Total Machinery & Equipment, Capital Outlay	\$ 3,000.00	\$ -	\$ -	\$ 3,000.00
All Other Expenses	\$ -	\$ -	\$ -	\$ -
TOTAL EXPENDITURES 2023-24 FISCAL YEAR	\$ 3,070,801.93	\$ 1,156,434.05	\$ -	\$ 1,914,367.88

REWARD FUND COVERING THE PERIOD 7/1/2023 TO 6/30/2024
ESTIMATE OF NEEDS FOR 2024-2025

I-1221

REWARD FUND

Schedule 1: Current Balance Sheet - June 30, 2024	
ASSETS:	
Cash Balances	\$ 44.65
Investments	\$ -
TOTAL ASSETS	\$ 44.65
LIABILITIES AND RESERVES:	
Warrants Outstanding	\$ -
Reserve for Interest on Warrants	\$ -
Reserves From Schedule 3	\$ -
TOTAL LIABILITIES AND RESERVES	\$ -
CASH FUND BALANCE JUNE 30, 2024	\$ 44.65
TOTAL LIABILITIES, RESERVES AND CASH FUND BALANCE	\$ 44.65

Schedule 5: Reward Fund Fund Balance Sheet of Current and All Prior Years		
CURRENT AND ALL PRIOR YEARS	2023-24	PRE-2023
Cash Balance Reported to Excise Board June 30, 2023	\$ -	\$ 100.00
Opening Balance from Prior Year	\$ 100.00	\$ 100.00
Cash Fund Balance Transferred Out	\$ -	\$ -
Cash Fund Balance Transferred In	\$ -	\$ -
Adjusted Cash Balance	\$ 100.00	\$ -
Ad Valorem Tax Apportioned To Year In Caption	\$ -	\$ -
Sources of Revenue		
9000 Interest, Mortgage Tax	\$ -	\$ -
9100 Local Revenues	\$ 97.50	\$ -
9200 State Revenues	\$ -	\$ -
9300 Federal Revenues	\$ -	\$ -
9400 Miscellaneous Revenues	\$ -	\$ -
9500 Special Assessments	\$ -	\$ -
9600 Other Revenues	\$ -	\$ -
9700 School Revenues	\$ -	\$ -
All Other Non-Tax Revenues	\$ -	\$ -
Sales Tax and Sales Tax Interest	\$ -	\$ -
Cash Fund Balance Forward From Preceding Year	\$ -	\$ -
Prior Expenditures Recovered	\$ -	\$ -
TOTAL RECEIPTS	\$ 97.50	\$ -
TOTAL RECEIPTS AND BALANCE	\$ 197.50	\$ -
Warrants of Year in Caption	\$ 152.85	\$ -
Interest Paid Thereon	\$ -	\$ -
TOTAL DISBURSEMENTS	\$ 152.85	\$ -
CASH BALANCE JUNE 30, 2024	\$ 44.65	\$ -
Reserve for Warrants Outstanding	\$ -	\$ -
Reserve for Interest on Warrants	\$ -	\$ -
Reserves From Schedule 8	\$ -	\$ -
TOTAL LIABILITIES AND RESERVE	\$ -	\$ -
DEFICIT:	\$ -	\$ -
CASH BALANCE FORWARD TO NEXT YEAR	\$ 44.65	\$ -

Schedule 9: Reward Fund Fund Summary of Expenses				
Total for Expenses	Net Appropriations July 1, 2024	Warrants Issued	Reserves	Approved by County Excise Board
1100 Total Salaries	\$ -	\$ -	\$ -	\$ -
1200 Fringe Benefits	\$ -	\$ -	\$ -	\$ -
1300 Travel Related	\$ -	\$ -	\$ -	\$ -
2000 Total Maintenance & Operations	\$ 197.50	\$ 152.85	\$ -	\$ 44.65
4100 Total Machinery & Equipment, Capital Outlay	\$ -	\$ -	\$ -	\$ -
All Other Expenses	\$ -	\$ -	\$ -	\$ -
TOTAL EXPENDITURES 2023-24 FISCAL YEAR	\$ 197.50	\$ 152.85	\$ -	\$ 44.65

SHERIFF FORFEITURE COVERING THE PERIOD 7/1/2023 TO 6/30/2024
ESTIMATE OF NEEDS FOR 2024-2025

Page 39

I-1225

SHERIFF FORFEITURE

Schedule 1: Current Balance Sheet - June 30, 2024	
ASSETS:	
Cash Balances	\$ 68,788.51
Investments	\$ -
TOTAL ASSETS	\$ 68,788.51
LIABILITIES AND RESERVES:	
Warrants Outstanding	\$ -
Reserve for Interest on Warrants	\$ -
Reserves From Schedule 3	\$ 12,935.79
TOTAL LIABILITIES AND RESERVES	\$ 12,935.79
CASH FUND BALANCE JUNE 30, 2024	\$ 55,852.72
TOTAL LIABILITIES, RESERVES AND CASH FUND BALANCE	\$ 68,788.51

Schedule 5: Sheriff Forfeiture Fund Balance Sheet of Current and All Prior Years		
CURRENT AND ALL PRIOR YEARS	2023-24	PRE-2023
Cash Balance Reported to Excise Board June 30, 2023	\$ -	\$ 77,075.94
Opening Balance from Prior Year	\$ 77,075.94	\$ 77,075.94
Cash Fund Balance Transferred Out	\$ 1,000.00	\$ -
Cash Fund Balance Transferred In	\$ -	\$ -
Adjusted Cash Balance	\$ 76,075.94	\$ -
Ad Valorem Tax Apportioned To Year In Caption	\$ -	\$ -
Sources of Revenue		
9000 Interest, Mortgage Tax	\$ -	\$ -
9100 Local Revenues	\$ -	\$ -
9200 State Revenues	\$ -	\$ -
9300 Federal Revenues	\$ -	\$ -
9400 Miscellaneous Revenues	\$ -	\$ -
9500 Special Assessments	\$ -	\$ -
9600 Other Revenues	\$ -	\$ -
9700 School Revenues	\$ -	\$ -
All Other Non-Tax Revenues	\$ -	\$ -
Sales Tax and Sales Tax Interest	\$ -	\$ -
Cash Fund Balance Forward From Preceding Year	\$ -	\$ -
Prior Expenditures Recovered	\$ -	\$ -
TOTAL RECEIPTS	\$ -	\$ -
TOTAL RECEIPTS AND BALANCE	\$ 76,075.94	\$ -
Warrants of Year in Caption	\$ 7,287.43	\$ -
Interest Paid Thereon	\$ -	\$ -
TOTAL DISBURSEMENTS	\$ 7,287.43	\$ -
CASH BALANCE JUNE 30, 2024	\$ 68,788.51	\$ -
Reserve for Warrants Outstanding	\$ -	\$ -
Reserve for Interest on Warrants	\$ -	\$ -
Reserves From Schedule 8	\$ 12,935.79	\$ -
TOTAL LIABILITIES AND RESERVE	\$ 12,935.79	\$ -
DEFICIT:	\$ -	\$ -
CASH BALANCE FORWARD TO NEXT YEAR	\$ 55,852.72	\$ -

Schedule 9: Sheriff Forfeiture Fund Summary of Expenses				
Total for Expenses	Net Appropriations July 1, 2024	Warrants Issued	Reserves	Approved by County Excise Board
1100 Total Salaries	\$ -	\$ -	\$ -	\$ -
1200 Fringe Benefits	\$ -	\$ -	\$ -	\$ -
1300 Travel Related	\$ -	\$ -	\$ -	\$ -
2000 Total Maintenance & Operations	\$ 62,911.34	\$ 7,287.43	\$ 204.43	\$ 55,419.48
4100 Total Machinery & Equipment, Capital Outlay	\$ 13,164.60	\$ -	\$ 12,731.36	\$ 433.24
All Other Expenses	\$ -	\$ -	\$ -	\$ -
TOTAL EXPENDITURES 2023-24 FISCAL YEAR	\$ 76,075.94	\$ 7,287.43	\$ 12,935.79	\$ 55,852.72

SHERIFF SERVICE FEE COVERING THE PERIOD 7/1/2023 TO 6/30/2024
ESTIMATE OF NEEDS FOR 2024-2025

I-1226

SHERIFF SERVICE FEE

Schedule 1: Current Balance Sheet - June 30, 2024	
ASSETS:	
Cash Balances	\$ 232,713.82
Investments	\$ -
TOTAL ASSETS	\$ 232,713.82
LIABILITIES AND RESERVES:	
Warrants Outstanding	\$ 5,535.89
Reserve for Interest on Warrants	\$ -
Reserves From Schedule 3	\$ 28,564.16
TOTAL LIABILITIES AND RESERVES	\$ 34,100.05
CASH FUND BALANCE JUNE 30, 2024	\$ 198,613.77
TOTAL LIABILITIES, RESERVES AND CASH FUND BALANCE	\$ 232,713.82

Schedule 5: Sheriff Service Fee Fund Balance Sheet of Current and All Prior Years		
CURRENT AND ALL PRIOR YEARS	2023-24	PRE-2023
Cash Balance Reported to Excise Board June 30, 2023	\$ -	\$ 226,261.72
Opening Balance from Prior Year	\$ 192,299.76	\$ 192,299.76
Cash Fund Balance Transferred Out	\$ -	\$ -
Cash Fund Balance Transferred In	\$ -	\$ -
Adjusted Cash Balance	\$ 192,299.76	\$ 33,961.96
Ad Valorem Tax Apportioned To Year In Caption	\$ 10,105.00	\$ -
Sources of Revenue		
9000 Interest, Mortgage Tax	\$ -	\$ -
9100 Local Revenues	\$ 255,268.72	\$ -
9200 State Revenues	\$ -	\$ -
9300 Federal Revenues	\$ 6,362.49	\$ -
9400 Miscellaneous Revenues	\$ -	\$ -
9500 Special Assessments	\$ -	\$ -
9600 Other Revenues	\$ -	\$ -
9700 School Revenues	\$ -	\$ -
All Other Non-Tax Revenues	\$ -	\$ -
Sales Tax and Sales Tax Interest	\$ -	\$ -
Cash Fund Balance Forward From Preceding Year	\$ 6,412.60	\$ -
Prior Expenditures Recovered	\$ -	\$ -
TOTAL RECEIPTS	\$ 278,148.81	\$ -
TOTAL RECEIPTS AND BALANCE	\$ 470,448.57	\$ 33,961.96
Warrants of Year in Caption	\$ 237,734.75	\$ 27,549.36
Interest Paid Thereon	\$ -	\$ -
TOTAL DISBURSEMENTS	\$ 237,734.75	\$ 27,549.36
CASH BALANCE JUNE 30, 2024	\$ 232,713.82	\$ 6,412.60
Reserve for Warrants Outstanding	\$ 5,535.89	\$ (0.00)
Reserve for Interest on Warrants	\$ -	\$ -
Reserves From Schedule 8	\$ 28,564.16	\$ -
TOTAL LIABILITIES AND RESERVE	\$ 34,100.05	\$ (0.00)
DEFICIT:	\$ -	\$ -
CASH BALANCE FORWARD TO NEXT YEAR	\$ 198,613.77	\$ 6,412.60

Schedule 9: Sheriff Service Fee Fund Summary of Expenses				
Total for Expenses	Net Appropriations July 1, 2024	Warrants Issued	Reserves	Approved by County Excise Board
1100 Total Salaries	\$ 93,445.34	\$ 49,146.98	\$ -	\$ 44,298.36
1200 Fringe Benefits	\$ 30,319.23	\$ 17,184.09	\$ -	\$ 13,135.14
1300 Travel Related	\$ 31,821.96	\$ 18,196.76	\$ 7,450.00	\$ 8,153.38
2000 Total Maintenance & Operations	\$ 283,147.49	\$ 158,742.81	\$ 21,114.16	\$ 107,724.94
4100 Total Machinery & Equipment, Capital Outlay	\$ 70.91	\$ -	\$ -	\$ 70.91
All Other Expenses	\$ -	\$ -	\$ -	\$ -
TOTAL EXPENDITURES 2023-24 FISCAL YEAR	\$ 438,804.93	\$ 243,270.64	\$ 28,564.16	\$ 173,382.73

SHERIFF TRAINING COVERING THE PERIOD 7/1/2023 TO 6/30/2024
ESTIMATE OF NEEDS FOR 2024-2025

Page 41

I-1227

SHERIFF TRAINING

Schedule 1: Current Balance Sheet - June 30, 2024	
ASSETS:	
Cash Balances	\$ 307.45
Investments	\$ -
TOTAL ASSETS	\$ 307.45
LIABILITIES AND RESERVES:	
Warrants Outstanding	\$ -
Reserve for Interest on Warrants	\$ -
Reserves From Schedule 3	\$ -
TOTAL LIABILITIES AND RESERVES	\$ -
CASH FUND BALANCE JUNE 30, 2024	\$ 307.45
TOTAL LIABILITIES, RESERVES AND CASH FUND BALANCE	\$ 307.45

Schedule 5: Sheriff Training Fund Balance Sheet of Current and All Prior Years		
CURRENT AND ALL PRIOR YEARS	2023-24	PRE-2023
Cash Balance Reported to Excise Board June 30, 2023	\$ -	\$ 1,822.45
Opening Balance from Prior Year	\$ 557.45	\$ 557.45
Cash Fund Balance Transferred Out	\$ -	\$ -
Cash Fund Balance Transferred In	\$ -	\$ -
Adjusted Cash Balance	\$ 557.45	\$ 1,265.00
Ad Valorem Tax Apportioned To Year In Caption	\$ -	\$ -
Sources of Revenue		
9000 Interest, Mortgage Tax	\$ -	\$ -
9100 Local Revenues	\$ -	\$ -
9200 State Revenues	\$ -	\$ -
9300 Federal Revenues	\$ -	\$ -
9400 Miscellaneous Revenues	\$ -	\$ -
9500 Special Assessments	\$ -	\$ -
9600 Other Revenues	\$ -	\$ -
9700 School Revenues	\$ -	\$ -
All Other Non-Tax Revenues	\$ -	\$ -
Sales Tax and Sales Tax Interest	\$ -	\$ -
Cash Fund Balance Forward From Preceding Year	\$ -	\$ -
Prior Expenditures Recovered	\$ -	\$ -
TOTAL RECEIPTS	\$ -	\$ -
TOTAL RECEIPTS AND BALANCE	\$ 557.45	\$ 1,265.00
Warrants of Year in Caption	\$ 250.00	\$ 1,265.00
Interest Paid Thereon	\$ -	\$ -
TOTAL DISBURSEMENTS	\$ 250.00	\$ 1,265.00
CASH BALANCE JUNE 30, 2024	\$ 307.45	\$ -
Reserve for Warrants Outstanding	\$ -	\$ -
Reserve for Interest on Warrants	\$ -	\$ -
Reserves From Schedule 8	\$ -	\$ -
TOTAL LIABILITES AND RESERVE	\$ -	\$ -
DEFICIT:	\$ -	\$ -
CASH BALANCE FORWARD TO NEXT YEAR	\$ 307.45	\$ -

Schedule 9: Sheriff Training Fund Summary of Expenses				
Total for Expenses	Net Appropriations July 1, 2024	Warrants Issued	Reserves	Approved by County Excise Board
1100 Total Salaries	\$ -	\$ -	\$ -	\$ -
1200 Fringe Benefits	\$ -	\$ -	\$ -	\$ -
1300 Travel Related	\$ -	\$ -	\$ -	\$ -
2000 Total Maintenance & Operations	\$ 557.45	\$ 250.00	\$ -	\$ 307.45
4100 Total Machinery & Equipment, Capital Outlay	\$ -	\$ -	\$ -	\$ -
All Other Expenses	\$ -	\$ -	\$ -	\$ -
TOTAL EXPENDITURES 2023-24 FISCAL YEAR	\$ 557.45	\$ 250.00	\$ -	\$ 307.45

I-1230

TREASURER MORTGAGE CERTIFICATION

Schedule 1: Current Balance Sheet - June 30, 2024	
ASSETS:	
Cash Balances	\$ 18,962.38
Investments	\$ -
TOTAL ASSETS	\$ 18,962.38
LIABILITIES AND RESERVES:	
Warrants Outstanding	\$ -
Reserve for Interest on Warrants	\$ -
Reserves From Schedule 3	\$ 1,561.39
TOTAL LIABILITIES AND RESERVES	\$ 1,561.39
CASH FUND BALANCE JUNE 30, 2024	\$ 17,400.99
TOTAL LIABILITIES, RESERVES AND CASH FUND BALANCE	\$ 18,962.38

Schedule 5: Treasurer Mortgage Certification Fund Balance Sheet of Current and All Prior Years		
CURRENT AND ALL PRIOR YEARS	2023-24	PRE-2023
Cash Balance Reported to Excise Board June 30, 2023	\$ -	\$ 21,099.80
Opening Balance from Prior Year	\$ 21,099.80	\$ 21,099.80
Cash Fund Balance Transferred Out	\$ -	\$ -
Cash Fund Balance Transferred In	\$ -	\$ -
Adjusted Cash Balance	\$ 21,099.80	\$ -
Ad Valorem Tax Apportioned To Year In Caption	\$ -	\$ -
Sources of Revenue		
9000 Interest, Mortgage Tax	\$ 16,420.00	\$ -
9100 Local Revenues	\$ -	\$ -
9200 State Revenues	\$ -	\$ -
9300 Federal Revenues	\$ -	\$ -
9400 Miscellaneous Revenues	\$ -	\$ -
9500 Special Assessments	\$ -	\$ -
9600 Other Revenues	\$ -	\$ -
9700 School Revenues	\$ -	\$ -
All Other Non-Tax Revenues	\$ -	\$ -
Sales Tax and Sales Tax Interest	\$ -	\$ -
Cash Fund Balance Forward From Preceding Year	\$ -	\$ -
Prior Expenditures Recovered	\$ -	\$ -
TOTAL RECEIPTS	\$ 16,420.00	\$ -
TOTAL RECEIPTS AND BALANCE	\$ 37,519.80	\$ -
Warrants of Year in Caption	\$ 18,557.42	\$ -
Interest Paid Thereon	\$ -	\$ -
TOTAL DISBURSEMENTS	\$ 18,557.42	\$ -
CASH BALANCE JUNE 30, 2024	\$ 18,962.38	\$ -
Reserve for Warrants Outstanding	\$ -	\$ -
Reserve for Interest on Warrants	\$ -	\$ -
Reserves From Schedule 8	\$ 1,561.39	\$ -
TOTAL LIABILITIES AND RESERVE	\$ 1,561.39	\$ -
DEFICIT:	\$ -	\$ -
CASH BALANCE FORWARD TO NEXT YEAR	\$ 17,400.99	\$ -

Schedule 9: Treasurer Mortgage Certification Fund Summary of Expenses				
Total for Expenses	Net Appropriations July 1, 2024	Warrants Issued	Reserves	Approved by County Excise Board
1100 Total Salaries	\$ -	\$ -	\$ -	\$ -
1200 Fringe Benefits	\$ -	\$ -	\$ -	\$ -
1300 Travel Related	\$ 878.00	\$ 800.58	\$ -	\$ 77.42
2000 Total Maintenance & Operations	\$ 28,747.34	\$ 17,756.84	\$ 1,561.39	\$ 9,429.11
4100 Total Machinery & Equipment, Capital Outlay	\$ 6,359.46	\$ -	\$ -	\$ 6,359.46
All Other Expenses	\$ -	\$ -	\$ -	\$ -
TOTAL EXPENDITURES 2023-24 FISCAL YEAR	\$ 35,984.80	\$ 18,557.42	\$ 1,561.39	\$ 15,865.99

SHERIFF DRUG BUY COVERING THE PERIOD 7/1/2023 TO 6/30/2024
ESTIMATE OF NEEDS FOR 2024-2025

Page 43

I-1232

SHERIFF DRUG BUY

Schedule 1: Current Balance Sheet - June 30, 2024	
ASSETS:	
Cash Balances	\$ -
Investments	\$ -
TOTAL ASSETS	\$ -
LIABILITIES AND RESERVES:	
Warrants Outstanding	\$ -
Reserve for Interest on Warrants	\$ -
Reserves From Schedule 3	\$ -
TOTAL LIABILITIES AND RESERVES	\$ -
CASH FUND BALANCE JUNE 30, 2024	\$ -
TOTAL LIABILITIES, RESERVES AND CASH FUND BALANCE	\$ -

Schedule 5: Sheriff Drug Buy Fund Balance Sheet of Current and All Prior Years		
CURRENT AND ALL PRIOR YEARS	2023-24	PRE-2023
Cash Balance Reported to Excise Board June 30, 2023	\$ -	\$ -
Opening Balance from Prior Year	\$ -	\$ -
Cash Fund Balance Transferred Out	\$ -	\$ -
Cash Fund Balance Transferred In	\$ 1,000.00	\$ -
Adjusted Cash Balance	\$ 1,000.00	\$ -
Ad Valorem Tax Apportioned To Year In Caption	\$ -	\$ -
Sources of Revenue		
9000 Interest, Mortgage Tax	\$ -	\$ -
9100 Local Revenues	\$ -	\$ -
9200 State Revenues	\$ -	\$ -
9300 Federal Revenues	\$ -	\$ -
9400 Miscellaneous Revenues	\$ -	\$ -
9500 Special Assessments	\$ -	\$ -
9600 Other Revenues	\$ -	\$ -
9700 School Revenues	\$ -	\$ -
All Other Non-Tax Revenues	\$ -	\$ -
Sales Tax and Sales Tax Interest	\$ -	\$ -
Cash Fund Balance Forward From Preceding Year	\$ -	\$ -
Prior Expenditures Recovered	\$ -	\$ -
TOTAL RECEIPTS	\$ -	\$ -
TOTAL RECEIPTS AND BALANCE	\$ 1,000.00	\$ -
Warrants of Year in Caption	\$ 1,000.00	\$ -
Interest Paid Thereon	\$ -	\$ -
TOTAL DISBURSEMENTS	\$ 1,000.00	\$ -
CASH BALANCE JUNE 30, 2024	\$ -	\$ -
Reserve for Warrants Outstanding	\$ -	\$ -
Reserve for Interest on Warrants	\$ -	\$ -
Reserves From Schedule 8	\$ -	\$ -
TOTAL LIABILITIES AND RESERVE	\$ -	\$ -
DEFICIT:	\$ -	\$ -
CASH BALANCE FORWARD TO NEXT YEAR	\$ -	\$ -

Schedule 9: Sheriff Drug Buy Fund Summary of Expenses				
Total for Expenses	Net Appropriations July 1, 2024	Warrants Issued	Reserves	Approved by County Excise Board
1100 Total Salaries	\$ -	\$ -	\$ -	\$ -
1200 Fringe Benefits	\$ -	\$ -	\$ -	\$ -
1300 Travel Related	\$ -	\$ -	\$ -	\$ -
2000 Total Maintenance & Operations	\$ 1,000.00	\$ 1,000.00	\$ -	\$ -
4100 Total Machinery & Equipment, Capital Outlay	\$ -	\$ -	\$ -	\$ -
All Other Expenses	\$ -	\$ -	\$ -	\$ -
TOTAL EXPENDITURES 2023-24 FISCAL YEAR	\$ 1,000.00	\$ 1,000.00	\$ -	\$ -

COUNTY DONATIONS COVERING THE PERIOD 7/1/2023 TO 6/30/2024
ESTIMATE OF NEEDS FOR 2024-2025

I-1235

COUNTY DONATIONS

Schedule 1: Current Balance Sheet - June 30, 2024	
ASSETS:	
Cash Balances	\$ 19,187.09
Investments	\$ -
TOTAL ASSETS	\$ 19,187.09
LIABILITIES AND RESERVES:	
Warrants Outstanding	\$ -
Reserve for Interest on Warrants	\$ -
Reserves From Schedule 3	\$ -
TOTAL LIABILITIES AND RESERVES	\$ -
CASH FUND BALANCE JUNE 30, 2024	\$ 19,187.09
TOTAL LIABILITIES, RESERVES AND CASH FUND BALANCE	\$ 19,187.09

Schedule 5: County Donations Fund Balance Sheet of Current and All Prior Years		
CURRENT AND ALL PRIOR YEARS	2023-24	PRE-2023
Cash Balance Reported to Excise Board June 30, 2023	\$ -	\$ 17,276.12
Opening Balance from Prior Year	\$ 17,120.98	\$ 17,120.98
Cash Fund Balance Transferred Out	\$ -	\$ -
Cash Fund Balance Transferred In	\$ -	\$ -
Adjusted Cash Balance	\$ 17,120.98	\$ 155.14
Ad Valorem Tax Apportioned To Year In Caption	\$ -	\$ -
Sources of Revenue		
9000 Interest, Mortgage Tax	\$ -	\$ -
9100 Local Revenues	\$ 64,474.00	\$ -
9200 State Revenues	\$ -	\$ -
9300 Federal Revenues	\$ -	\$ -
9400 Miscellaneous Revenues	\$ -	\$ -
9500 Special Assessments	\$ -	\$ -
9600 Other Revenues	\$ -	\$ -
9700 School Revenues	\$ -	\$ -
All Other Non-Tax Revenues	\$ -	\$ -
Sales Tax and Sales Tax Interest	\$ -	\$ -
Cash Fund Balance Forward From Preceding Year	\$ 0.00	\$ -
Prior Expenditures Recovered	\$ -	\$ -
TOTAL RECEIPTS	\$ 64,474.00	\$ -
TOTAL RECEIPTS AND BALANCE	\$ 81,594.98	\$ 155.14
Warrants of Year in Caption	\$ 62,407.89	\$ 155.14
Interest Paid Thereon	\$ -	\$ -
TOTAL DISBURSEMENTS	\$ 62,407.89	\$ 155.14
CASH BALANCE JUNE 30, 2024	\$ 19,187.09	\$ 0.00
Reserve for Warrants Outstanding	\$ -	\$ -
Reserve for Interest on Warrants	\$ -	\$ -
Reserves From Schedule 8	\$ -	\$ -
TOTAL LIABILITIES AND RESERVE	\$ -	\$ -
DEFICIT:	\$ -	\$ -
CASH BALANCE FORWARD TO NEXT YEAR	\$ 19,187.09	\$ 0.00

Schedule 9: County Donations Fund Summary of Expenses				
Total for Expenses	Net Appropriations July 1, 2024	Warrants Issued	Reserves	Approved by County Excise Board
1100 Total Salaries	\$ -	\$ -	\$ -	\$ -
1200 Fringe Benefits	\$ -	\$ -	\$ -	\$ -
1300 Travel Related	\$ -	\$ -	\$ -	\$ -
2000 Total Maintenance & Operations	\$ 81,594.98	\$ 62,407.89	\$ -	\$ 19,187.09
4100 Total Machinery & Equipment, Capital Outlay	\$ -	\$ -	\$ -	\$ -
All Other Expenses	\$ -	\$ -	\$ -	\$ -
TOTAL EXPENDITURES 2023-24 FISCAL YEAR	\$ 81,594.98	\$ 62,407.89	\$ -	\$ 19,187.09

I-1246

SPECIAL REVENUE COUNTY ASSIGNED

Schedule 1: Current Balance Sheet - June 30, 2024	
ASSETS:	
Cash Balances	\$ 2,047,494.45
Investments	\$ -
TOTAL ASSETS	\$ 2,047,494.45
LIABILITIES AND RESERVES:	
Warrants Outstanding	\$ -
Reserve for Interest on Warrants	\$ -
Reserves From Schedule 3	\$ -
TOTAL LIABILITIES AND RESERVES	\$ -
CASH FUND BALANCE JUNE 30, 2024	\$ 2,047,494.45
TOTAL LIABILITIES, RESERVES AND CASH FUND BALANCE	\$ 2,047,494.45

Schedule 5: Special Revenue County Assigned Fund Balance Sheet of Current and All Prior Years		
CURRENT AND ALL PRIOR YEARS	2023-24	PRE-2023
Cash Balance Reported to Excise Board June 30, 2023	\$ -	\$ 2,050,907.51
Opening Balance from Prior Year	\$ 2,000,907.51	\$ 2,000,907.51
Cash Fund Balance Transferred Out	\$ -	\$ -
Cash Fund Balance Transferred In	\$ -	\$ -
Adjusted Cash Balance	\$ 2,000,907.51	\$ 50,000.00
Ad Valorem Tax Apportioned To Year In Caption	\$ -	\$ -
Sources of Revenue		
9000 Interest, Mortgage Tax	\$ 40,825.50	\$ -
9100 Local Revenues	\$ -	\$ -
9200 State Revenues	\$ -	\$ -
9300 Federal Revenues	\$ -	\$ -
9400 Miscellaneous Revenues	\$ -	\$ -
9500 Special Assessments	\$ -	\$ -
9600 Other Revenues	\$ -	\$ -
9700 School Revenues	\$ -	\$ -
All Other Non-Tax Revenues	\$ -	\$ -
Sales Tax and Sales Tax Interest	\$ -	\$ -
Cash Fund Balance Forward From Preceding Year	\$ 47,212.47	\$ -
Prior Expenditures Recovered	\$ -	\$ -
TOTAL RECEIPTS	\$ 88,037.97	\$ -
TOTAL RECEIPTS AND BALANCE	\$ 2,088,945.48	\$ 50,000.00
Warrants of Year in Caption	\$ 41,451.03	\$ 2,787.53
Interest Paid Thereon	\$ -	\$ -
TOTAL DISBURSEMENTS	\$ 41,451.03	\$ 2,787.53
CASH BALANCE JUNE 30, 2024	\$ 2,047,494.45	\$ 47,212.47
Reserve for Warrants Outstanding	\$ -	\$ -
Reserve for Interest on Warrants	\$ -	\$ -
Reserves From Schedule 8	\$ -	\$ -
TOTAL LIABILITIES AND RESERVE	\$ -	\$ -
DEFICIT:	\$ -	\$ -
CASH BALANCE FORWARD TO NEXT YEAR	\$ 2,047,494.45	\$ 47,212.47

Schedule 9: Special Revenue County Assigned Fund Summary of Expenses				
Total for Expenses	Net Appropriations July 1, 2024	Warrants Issued	Reserves	Approved by County Excise Board
1100 Total Salaries	\$ -	\$ -	\$ -	\$ -
1200 Fringe Benefits	\$ -	\$ -	\$ -	\$ -
1300 Travel Related	\$ -	\$ -	\$ -	\$ -
2000 Total Maintenance & Operations	\$ 255,226.64	\$ 31,600.00	\$ -	\$ 223,626.64
4100 Total Machinery & Equipment, Capital Outlay	\$ -	\$ -	\$ -	\$ -
All Other Expenses	\$ 1,827,195.27	\$ 9,851.03	\$ -	\$ 1,864,556.71
TOTAL EXPENDITURES 2023-24 FISCAL YEAR	\$ 2,082,421.91	\$ 41,451.03	\$ -	\$ 2,088,183.35

OPIOID ABATE COVERING THE PERIOD 7/1/2023 TO 6/30/2024
ESTIMATE OF NEEDS FOR 2024-2025

I-1251

OPIOID ABATE

Schedule 1: Current Balance Sheet - June 30, 2024	
ASSETS:	
Cash Balances	\$ 1,806,776.05
Investments	\$ -
TOTAL ASSETS	\$ 1,806,776.05
LIABILITIES AND RESERVES:	
Warrants Outstanding	\$ -
Reserve for Interest on Warrants	\$ -
Reserves From Schedule 3	\$ 15,000.00
TOTAL LIABILITIES AND RESERVES	\$ 15,000.00
CASH FUND BALANCE JUNE 30, 2024	\$ 1,791,776.05
TOTAL LIABILITIES, RESERVES AND CASH FUND BALANCE	\$ 1,806,776.05

Schedule 5: Opioid Abate Fund Balance Sheet of Current and All Prior Years		
CURRENT AND ALL PRIOR YEARS	2023-24	PRE-2023
Cash Balance Reported to Excise Board June 30, 2023	\$ -	\$ 493,706.89
Opening Balance from Prior Year	\$ 493,706.89	\$ 493,706.89
Cash Fund Balance Transferred Out	\$ -	\$ -
Cash Fund Balance Transferred In	\$ -	\$ -
Adjusted Cash Balance	\$ 493,706.89	\$ -
Ad Valorem Tax Apportioned To Year In Caption	\$ -	\$ -
Sources of Revenue		
9000 Interest, Mortgage Tax	\$ -	\$ -
9100 Local Revenues	\$ -	\$ -
9200 State Revenues	\$ -	\$ -
9300 Federal Revenues	\$ -	\$ -
9400 Miscellaneous Revenues	\$ 1,325,067.22	\$ -
9500 Special Assessments	\$ -	\$ -
9600 Other Revenues	\$ -	\$ -
9700 School Revenues	\$ -	\$ -
All Other Non-Tax Revenues	\$ -	\$ -
Sales Tax and Sales Tax Interest	\$ -	\$ -
Cash Fund Balance Forward From Preceding Year	\$ -	\$ -
Prior Expenditures Recovered	\$ -	\$ -
TOTAL RECEIPTS	\$ 1,325,067.22	\$ -
TOTAL RECEIPTS AND BALANCE	\$ 1,818,774.11	\$ -
Warrants of Year in Caption	\$ 11,998.06	\$ -
Interest Paid Thereon	\$ -	\$ -
TOTAL DISBURSEMENTS	\$ 11,998.06	\$ -
CASH BALANCE JUNE 30, 2024	\$ 1,806,776.05	\$ -
Reserve for Warrants Outstanding	\$ -	\$ -
Reserve for Interest on Warrants	\$ -	\$ -
Reserves From Schedule 8	\$ 15,000.00	\$ -
TOTAL LIABILITIES AND RESERVE	\$ 15,000.00	\$ -
DEFICIT:	\$ -	\$ -
CASH BALANCE FORWARD TO NEXT YEAR	\$ 1,791,776.05	\$ -

Schedule 9: Opioid Abate Fund Summary of Expenses				
Total for Expenses	Net Appropriations July 1, 2024	Warrants Issued	Reserves	Approved by County Excise Board
1100 Total Salaries	\$ -	\$ -	\$ -	\$ -
1200 Fringe Benefits	\$ -	\$ -	\$ -	\$ -
1300 Travel Related	\$ -	\$ -	\$ -	\$ -
2000 Total Maintenance & Operations	\$ 1,704,403.32	\$ 11,998.06	\$ 15,000.00	\$ 1,677,405.26
4100 Total Machinery & Equipment, Capital Outlay	\$ -	\$ -	\$ -	\$ -
All Other Expenses	\$ -	\$ -	\$ -	\$ -
TOTAL EXPENDITURES 2023-24 FISCAL YEAR	\$ 1,704,403.32	\$ 11,998.06	\$ 15,000.00	\$ 1,677,405.26

ESTIMATE OF NEEDS FOR 2024-2025

I-1502

DEPARTMENT OF JUSTICE ASSIGNED BY COUNTY

Schedule 1: Current Balance Sheet - June 30, 2024

ASSETS:	
Cash Balances	\$ 297,216.10
Investments	\$ -
TOTAL ASSETS	\$ 297,216.10
LIABILITIES AND RESERVES:	
Warrants Outstanding	\$ -
Reserve for Interest on Warrants	\$ -
Reserves From Schedule 3	\$ -
TOTAL LIABILITIES AND RESERVES	\$ -
CASH FUND BALANCE JUNE 30, 2024	\$ 297,216.10
TOTAL LIABILITIES, RESERVES AND CASH FUND BALANCE	\$ 297,216.10

Schedule 5: Department Of Justice Assigned By County Fund Balance Sheet of Current and All Prior Years

CURRENT AND ALL PRIOR YEARS		2023-24	PRE-2023
Cash Balance Reported to Excise Board June 30, 2023		\$ -	\$ 288,631.68
Opening Balance from Prior Year		\$ 288,125.63	\$ 288,125.63
Cash Fund Balance Transferred Out		\$ -	\$ -
Cash Fund Balance Transferred In		\$ -	\$ -
Adjusted Cash Balance		\$ 288,125.63	\$ 506.05
Ad Valorem Tax Apportioned To Year In Caption		\$ -	\$ -
Sources of Revenue			
9000 Interest, Mortgage Tax		\$ -	\$ -
9100 Local Revenues		\$ -	\$ -
9200 State Revenues		\$ 16,473.59	\$ -
9300 Federal Revenues		\$ -	\$ -
9400 Miscellaneous Revenues		\$ -	\$ -
9500 Special Assessments		\$ -	\$ -
9600 Other Revenues		\$ -	\$ -
9700 School Revenues		\$ -	\$ -
All Other Non-Tax Revenues		\$ -	\$ -
Sales Tax and Sales Tax Interest		\$ -	\$ -
Cash Fund Balance Forward From Preceding Year		\$ 158.54	\$ -
Prior Expenditures Recovered		\$ -	\$ -
TOTAL RECEIPTS		\$ 16,632.13	\$ -
TOTAL RECEIPTS AND BALANCE		\$ 304,757.76	\$ 506.05
Warrants of Year in Caption		\$ 7,541.66	\$ 347.51
Interest Paid Thereon		\$ -	\$ -
TOTAL DISBURSEMENTS		\$ 7,541.66	\$ 347.51
CASH BALANCE JUNE 30, 2024		\$ 297,216.10	\$ 158.54
Reserve for Warrants Outstanding		\$ -	\$ -
Reserve for Interest on Warrants		\$ -	\$ -
Reserves From Schedule 8		\$ -	\$ -
TOTAL LIABILITIES AND RESERVE		\$ -	\$ -
DEFICIT:		\$ -	\$ -
CASH BALANCE FORWARD TO NEXT YEAR		\$ 297,216.10	\$ 158.54

Schedule 9: Department Of Justice Assigned By County Fund Summary of Expenses

Total for Expenses	Net Appropriations July 1, 2024	Warrants Issued	Reserves	Approved by County Excise Board
1100 Total Salaries	\$ 57,898.47	\$ -	\$ -	\$ 57,898.47
1200 Fringe Benefits	\$ 7,430.48	\$ -	\$ -	\$ 7,430.48
1300 Travel Related	\$ 5,708.49	\$ -	\$ -	\$ 5,708.49
2000 Total Maintenance & Operations	\$ 228,633.26	\$ 4,221.66	\$ -	\$ 224,570.14
4100 Total Machinery & Equipment, Capital Outlay	\$ 5,087.06	\$ 3,320.00	\$ -	\$ 1,767.06
All Other Expenses	\$ -	\$ -	\$ -	\$ -
TOTAL EXPENDITURES 2023-24 FISCAL YEAR	\$ 304,757.76	\$ 7,541.66	\$ -	\$ 297,374.64

SAFE OKLAHOMA-AG COVERING THE PERIOD 7/1/2023 TO 6/30/2024
ESTIMATE OF NEEDS FOR 2024-2025

I-1526

SAFE OKLAHOMA-AG

Schedule 1: Current Balance Sheet - June 30, 2024

ASSETS:	
Cash Balances	\$ 14,298.19
Investments	\$ -
TOTAL ASSETS	\$ 14,298.19
LIABILITIES AND RESERVES:	
Warrants Outstanding	\$ -
Reserve for Interest on Warrants	\$ -
Reserves From Schedule 3	\$ 1,819.19
TOTAL LIABILITIES AND RESERVES	\$ 1,819.19
CASH FUND BALANCE JUNE 30, 2024	\$ 12,479.00
TOTAL LIABILITIES, RESERVES AND CASH FUND BALANCE	\$ 14,298.19

Schedule 5: Safe Oklahoma-Ag Fund Balance Sheet of Current and All Prior Years

CURRENT AND ALL PRIOR YEARS	2023-24	PRE-2023
Cash Balance Reported to Excise Board June 30, 2023	\$ -	\$ 12,726.60
Opening Balance from Prior Year	\$ 7,798.26	\$ 7,798.26
Cash Fund Balance Transferred Out	\$ -	\$ -
Cash Fund Balance Transferred In	\$ -	\$ -
Adjusted Cash Balance	\$ 7,798.26	\$ 4,928.34
Ad Valorem Tax Apportioned To Year In Caption	\$ -	\$ -
Sources of Revenue		
9000 Interest, Mortgage Tax	\$ -	\$ -
9100 Local Revenues	\$ -	\$ -
9200 State Revenues	\$ 14,566.00	\$ -
9300 Federal Revenues	\$ -	\$ -
9400 Miscellaneous Revenues	\$ -	\$ -
9500 Special Assessments	\$ -	\$ -
9600 Other Revenues	\$ -	\$ -
9700 School Revenues	\$ -	\$ -
All Other Non-Tax Revenues	\$ -	\$ -
Sales Tax and Sales Tax Interest	\$ -	\$ -
Cash Fund Balance Forward From Preceding Year	\$ 1,646.78	\$ -
Prior Expenditures Recovered	\$ -	\$ -
TOTAL RECEIPTS	\$ 16,212.78	\$ -
TOTAL RECEIPTS AND BALANCE	\$ 24,011.04	\$ 4,928.34
Warrants of Year in Caption	\$ 9,712.85	\$ 3,281.56
Interest Paid Thereon	\$ -	\$ -
TOTAL DISBURSEMENTS	\$ 9,712.85	\$ 3,281.56
CASH BALANCE JUNE 30, 2024	\$ 14,298.19	\$ 1,646.78
Reserve for Warrants Outstanding	\$ -	\$ -
Reserve for Interest on Warrants	\$ -	\$ -
Reserves From Schedule 8	\$ 1,819.19	\$ -
TOTAL LIABILITIES AND RESERVE	\$ 1,819.19	\$ -
DEFICIT:	\$ -	\$ -
CASH BALANCE FORWARD TO NEXT YEAR	\$ 12,479.00	\$ 1,646.78

Schedule 9: Safe Oklahoma-Ag Fund Summary of Expenses

Total for Expenses	Net Appropriations July 1, 2024	Warrants Issued	Reserves	Approved by County Excise Board
1100 Total Salaries	\$ -	\$ -	\$ -	\$ -
1200 Fringe Benefits	\$ -	\$ -	\$ -	\$ -
1300 Travel Related	\$ -	\$ -	\$ -	\$ -
2000 Total Maintenance & Operations	\$ -	\$ -	\$ -	\$ -
4100 Total Machinery & Equipment, Capital Outlay	\$ 24,020.04	\$ 9,712.85	\$ 1,819.19	\$ 14,134.78
All Other Expenses	\$ -	\$ -	\$ -	\$ -
TOTAL EXPENDITURES 2023-24 FISCAL YEAR	\$ 24,020.04	\$ 9,712.85	\$ 1,819.19	\$ 14,134.78

NACCHO COVERING THE PERIOD 7/1/2023 TO 6/30/2024
ESTIMATE OF NEEDS FOR 2024-2025

Page 49

I-1530

NACCHO

Schedule 1: Current Balance Sheet - June 30, 2024	
ASSETS:	
Cash Balances	\$ 877.69
Investments	\$ -
TOTAL ASSETS	\$ 877.69
LIABILITIES AND RESERVES:	
Warrants Outstanding	\$ -
Reserve for Interest on Warrants	\$ -
Reserves From Schedule 3	\$ -
TOTAL LIABILITIES AND RESERVES	\$ -
CASH FUND BALANCE JUNE 30, 2024	\$ 877.69
TOTAL LIABILITIES, RESERVES AND CASH FUND BALANCE	\$ 877.69

Schedule 5: Naccho Fund Balance Sheet of Current and All Prior Years		
CURRENT AND ALL PRIOR YEARS	2023-24	PRE-2023
Cash Balance Reported to Excise Board June 30, 2023	\$ -	\$ 6,957.69
Opening Balance from Prior Year	\$ 6,957.69	\$ 6,957.69
Cash Fund Balance Transferred Out	\$ -	\$ -
Cash Fund Balance Transferred In	\$ 7,500.00	\$ -
Adjusted Cash Balance	\$ 14,457.69	\$ -
Ad Valorem Tax Apportioned To Year In Caption	\$ -	\$ -
Sources of Revenue		
9000 Interest, Mortgage Tax	\$ -	\$ -
9100 Local Revenues	\$ -	\$ -
9200 State Revenues	\$ -	\$ -
9300 Federal Revenues	\$ -	\$ -
9400 Miscellaneous Revenues	\$ -	\$ -
9500 Special Assessments	\$ -	\$ -
9600 Other Revenues	\$ -	\$ -
9700 School Revenues	\$ -	\$ -
All Other Non-Tax Revenues	\$ -	\$ -
Sales Tax and Sales Tax Interest	\$ -	\$ -
Cash Fund Balance Forward From Preceding Year	\$ -	\$ -
Prior Expenditures Recovered	\$ -	\$ -
TOTAL RECEIPTS	\$ -	\$ -
TOTAL RECEIPTS AND BALANCE	\$ 14,457.69	\$ -
Warrants of Year in Caption	\$ 13,580.00	\$ -
Interest Paid Thereon	\$ -	\$ -
TOTAL DISBURSEMENTS	\$ 13,580.00	\$ -
CASH BALANCE JUNE 30, 2024	\$ 877.69	\$ -
Reserve for Warrants Outstanding	\$ -	\$ -
Reserve for Interest on Warrants	\$ -	\$ -
Reserves From Schedule 8	\$ -	\$ -
TOTAL LIABILITES AND RESERVE	\$ -	\$ -
DEFICIT:	\$ -	\$ -
CASH BALANCE FORWARD TO NEXT YEAR	\$ 877.69	\$ -

Schedule 9: Naccho Fund Summary of Expenses				
Total for Expenses	Net Appropriations July 1, 2024	Warrants Issued	Reserves	Approved by County Excise Board
1100 Total Salaries	\$ -	\$ -	\$ -	\$ -
1200 Fringe Benefits	\$ -	\$ -	\$ -	\$ -
1300 Travel Related	\$ -	\$ -	\$ -	\$ -
2000 Total Maintenance & Operations	\$ -	\$ -	\$ -	\$ -
4100 Total Machinery & Equipment, Capital Outlay	\$ 14,457.69	\$ 13,580.00	\$ -	\$ 877.69
All Other Expenses	\$ -	\$ -	\$ -	\$ -
TOTAL EXPENDITURES 2023-24 FISCAL YEAR	\$ 14,457.69	\$ 13,580.00	\$ -	\$ 877.69

AMERICAN RESCUE PLAN ACT 2021 COVERING THE PERIOD 7/1/2023 TO 6/30/2024
ESTIMATE OF NEEDS FOR 2024-2025

I-1566

AMERICAN RESCUE PLAN ACT 2021

Schedule 1: Current Balance Sheet - June 30, 2024	
ASSETS:	
Cash Balances	\$ 11,338,916.63
Investments	\$ -
TOTAL ASSETS	\$ 11,338,916.63
LIABILITIES AND RESERVES:	
Warrants Outstanding	\$ -
Reserve for Interest on Warrants	\$ -
Reserves From Schedule 3	\$ 3,108,944.97
TOTAL LIABILITIES AND RESERVES	\$ 3,108,944.97
CASH FUND BALANCE JUNE 30, 2024	\$ 8,229,971.66
TOTAL LIABILITIES, RESERVES AND CASH FUND BALANCE	\$ 11,338,916.63

Schedule 5: American Rescue Plan Act 2021 Fund Balance Sheet of Current and All Prior Years		
CURRENT AND ALL PRIOR YEARS	2023-24	PRE-2023
Cash Balance Reported to Excise Board June 30, 2023	\$ -	\$ 16,278,597.10
Opening Balance from Prior Year	\$ 11,372,986.05	\$ 11,372,986.05
Cash Fund Balance Transferred Out	\$ 479,287.63	\$ -
Cash Fund Balance Transferred In	\$ -	\$ -
Adjusted Cash Balance	\$ 10,893,698.42	\$ 4,905,611.05
Ad Valorem Tax Apportioned To Year In Caption	\$ -	\$ -
Sources of Revenue		
9000 Interest, Mortgage Tax	\$ 36,295.25	\$ -
9100 Local Revenues	\$ -	\$ -
9200 State Revenues	\$ -	\$ -
9300 Federal Revenues	\$ -	\$ -
9400 Miscellaneous Revenues	\$ -	\$ -
9500 Special Assessments	\$ -	\$ -
9600 Other Revenues	\$ -	\$ -
9700 School Revenues	\$ -	\$ -
All Other Non-Tax Revenues	\$ -	\$ -
Sales Tax and Sales Tax Interest	\$ -	\$ -
Cash Fund Balance Forward From Preceding Year	\$ 2,171,358.57	\$ -
Prior Expenditures Recovered	\$ -	\$ -
TOTAL RECEIPTS	\$ 2,207,653.82	\$ -
TOTAL RECEIPTS AND BALANCE	\$ 13,101,352.24	\$ 4,905,611.05
Warrants of Year in Caption	\$ 1,762,435.61	\$ 2,734,252.48
Interest Paid Thereon	\$ -	\$ -
TOTAL DISBURSEMENTS	\$ 1,762,435.61	\$ 2,734,252.48
CASH BALANCE JUNE 30, 2024	\$ 11,338,916.63	\$ 2,171,358.57
Reserve for Warrants Outstanding	\$ -	\$ -
Reserve for Interest on Warrants	\$ -	\$ -
Reserves From Schedule 8	\$ 3,108,944.97	\$ -
TOTAL LIABILITIES AND RESERVE	\$ 3,108,944.97	\$ -
DEFICIT:	\$ -	\$ -
CASH BALANCE FORWARD TO NEXT YEAR	\$ 8,229,971.66	\$ 2,171,358.57

Schedule 9: American Rescue Plan Act 2021 Fund Summary of Expenses				
Total for Expenses	Net Appropriations July 1, 2024	Warrants Issued	Reserves	Approved by County Excise Board
1100 Total Salaries	\$ -	\$ -	\$ -	\$ -
1200 Fringe Benefits	\$ -	\$ -	\$ -	\$ -
1300 Travel Related	\$ -	\$ -	\$ -	\$ -
2000 Total Maintenance & Operations	\$ 7,973,680.06	\$ 1,458,625.61	\$ 2,081,640.97	\$ 6,593,580.05
4100 Total Machinery & Equipment, Capital Outlay	\$ 2,860,758.42	\$ 303,810.00	\$ 1,027,304.00	\$ 1,540,836.42
All Other Expenses	\$ -	\$ -	\$ -	\$ -
TOTAL EXPENDITURES 2023-24 FISCAL YEAR	\$ 10,834,438.48	\$ 1,762,435.61	\$ 3,108,944.97	\$ 8,134,416.47

LATCF COVERING THE PERIOD 7/1/2023 TO 6/30/2024
ESTIMATE OF NEEDS FOR 2024-2025

Page 51

I-1570

LATCF

Schedule 1: Current Balance Sheet - June 30, 2024	
ASSETS:	
Cash Balances	\$ 193,243.74
Investments	\$ -
TOTAL ASSETS	\$ 193,243.74
LIABILITIES AND RESERVES:	
Warrants Outstanding	\$ -
Reserve for Interest on Warrants	\$ -
Reserves From Schedule 3	\$ -
TOTAL LIABILITIES AND RESERVES	\$ -
CASH FUND BALANCE JUNE 30, 2024	\$ 193,243.74
TOTAL LIABILITIES, RESERVES AND CASH FUND BALANCE	\$ 193,243.74

Schedule 5: Latcf Fund Balance Sheet of Current and All Prior Years		
CURRENT AND ALL PRIOR YEARS		
	2023-24	PRE-2023
Cash Balance Reported to Excise Board June 30, 2023	\$ -	\$ 141,621.87
Opening Balance from Prior Year	\$ 141,621.87	\$ 141,621.87
Cash Fund Balance Transferred Out	\$ -	\$ -
Cash Fund Balance Transferred In	\$ -	\$ -
Adjusted Cash Balance	\$ 141,621.87	\$ -
Ad Valorem Tax Apportioned To Year In Caption	\$ -	\$ -
Sources of Revenue		
9000 Interest, Mortgage Tax	\$ -	\$ -
9100 Local Revenues	\$ -	\$ -
9200 State Revenues	\$ -	\$ -
9300 Federal Revenues	\$ 141,621.87	\$ -
9400 Miscellaneous Revenues	\$ -	\$ -
9500 Special Assessments	\$ -	\$ -
9600 Other Revenues	\$ -	\$ -
9700 School Revenues	\$ -	\$ -
All Other Non-Tax Revenues	\$ -	\$ -
Sales Tax and Sales Tax Interest	\$ -	\$ -
Cash Fund Balance Forward From Preceding Year	\$ -	\$ -
Prior Expenditures Recovered	\$ -	\$ -
TOTAL RECEIPTS	\$ 141,621.87	\$ -
TOTAL RECEIPTS AND BALANCE	\$ 283,243.74	\$ -
Warrants of Year in Caption	\$ 90,000.00	\$ -
Interest Paid Thereon	\$ -	\$ -
TOTAL DISBURSEMENTS	\$ 90,000.00	\$ -
CASH BALANCE JUNE 30, 2024	\$ 193,243.74	\$ -
Reserve for Warrants Outstanding	\$ -	\$ -
Reserve for Interest on Warrants	\$ -	\$ -
Reserves From Schedule 8	\$ -	\$ -
TOTAL LIABILITES AND RESERVE	\$ -	\$ -
DEFICIT:	\$ -	\$ -
CASH BALANCE FORWARD TO NEXT YEAR	\$ 193,243.74	\$ -

Schedule 9: Latcf Fund Summary of Expenses				
Total for Expenses	Net Appropriations July 1, 2024	Warrants Issued	Reserves	Approved by County Excise Board
1100 Total Salaries	\$ -	\$ -	\$ -	\$ -
1200 Fringe Benefits	\$ -	\$ -	\$ -	\$ -
1300 Travel Related	\$ -	\$ -	\$ -	\$ -
2000 Total Maintenance & Operations	\$ 283,243.74	\$ 90,000.00	\$ -	\$ 193,243.74
4100 Total Machinery & Equipment, Capital Outlay	\$ -	\$ -	\$ -	\$ -
All Other Expenses	\$ -	\$ -	\$ -	\$ -
TOTAL EXPENDITURES 2023-24 FISCAL YEAR	\$ 283,243.74	\$ 90,000.00	\$ -	\$ 193,243.74

TOTAL OF SALES TAX REVENUE FUNDS COVERING THE PERIOD JULY 1, 2023 TO JUNE 30, 2024
ESTIMATE OF NEEDS FOR 2024-2025

Page 53

EXHIBIT "I.ST" TOTALS

Schedule 1: Current Balance Sheet - June 30, 2024	
ASSETS:	
Cash Balances	\$ 8,592,929.92
Investments	\$ -
TOTAL ASSETS	\$ 8,592,929.92
LIABILITIES AND RESERVES:	
Warrants Outstanding	\$ 13,597.80
Reserve for Interest on Warrants	\$ -
Reserves From Schedule 3	\$ 215,859.73
TOTAL LIABILITIES AND RESERVES	\$ 229,457.53
CASH FUND BALANCE JUNE 30, 2024	\$ 8,363,472.39
TOTAL LIABILITIES, RESERVES AND CASH FUND BALANCE	\$ 8,592,929.92

Schedule 5: Sales Tax Revenue Funds Balance Sheet of Current and All Prior Years		
CURRENT AND ALL PRIOR YEARS	2023-24	PRE-2023
Cash Balance Reported to Excise Board June 30, 2023	\$ -	\$ 6,372,460.05
Opening Balance from Prior Year	\$ 6,099,568.56	\$ 6,099,568.56
Cash Fund Balance Transferred Out	\$ -	\$ -
Cash Fund Balance Transferred In	\$ -	\$ -
Adjusted Cash Balance	\$ 6,099,568.56	\$ 272,891.49
Ad Valorem Tax Apportioned To Year In Caption	\$ -	\$ -
Sources of Revenue		
9000 Interest, Mortgage Tax	\$ 16,535.67	\$ -
9100 Local Revenues	\$ -	\$ -
9200 State Revenues	\$ 1,187,967.44	\$ -
9300 Federal Revenues	\$ 38,059.62	\$ -
9400 Miscellaneous Revenues	\$ 2,155,325.76	\$ -
9500 Special Assessments	\$ -	\$ -
9600 Other Revenues	\$ -	\$ -
9700 School Revenues	\$ -	\$ -
All Other Non-Tax Revenues	\$ -	\$ -
Sales Tax and Sales Tax Interest	\$ 6,331,391.49	\$ -
Cash Fund Balance Forward From Preceding Year	\$ 62,537.22	\$ -
Prior Expenditures Recovered	\$ -	\$ -
TOTAL RECEIPTS	\$ 9,791,817.20	\$ -
TOTAL RECEIPTS AND BALANCE	\$ 15,891,385.76	\$ 272,891.49
Warrants of Year in Caption	\$ 7,298,455.84	\$ 210,354.27
Interest Paid Thereon	\$ -	\$ -
TOTAL DISBURSEMENTS	\$ 7,298,455.84	\$ 210,354.27
CASH BALANCE JUNE 30, 2024	\$ 8,592,929.92	\$ 62,537.22
Reserve for Warrants Outstanding	\$ 13,597.80	\$ -
Reserve for Interest on Warrants	\$ -	\$ -
Reserves From Schedule 8	\$ 215,859.73	\$ -
TOTAL LIABILITIES AND RESERVE	\$ 229,457.53	\$ -
DEFICIT:	\$ -	\$ -
CASH BALANCE FORWARD TO NEXT YEAR	\$ 8,363,472.39	\$ 62,537.22

Schedule 9: Sales Tax Revenue Funds Summary of Expenses				
Total for Expenses	Net Appropriations July 1, 2024	Warrants Issued	Reserves	Approved by County Excise Board
1100 Total Salaries	\$ -	\$ -	\$ -	\$ -
1200 Fringe Benefits	\$ -	\$ -	\$ -	\$ -
1300 Travel Related	\$ -	\$ -	\$ -	\$ -
2005 Total Maintenance & Operations	\$ 5,147,445.98	\$ 5,127,826.02	\$ 6,768.92	\$ 12,852.08
4110 Machinery & Equipment, Capital Outlay	\$ 8,633,218.45	\$ 1,670,612.67	\$ 190,246.36	\$ 6,796,414.78
All Other Expenses	\$ 1,329,543.36	\$ 513,614.95	\$ 18,844.45	\$ 813,543.96
TOTAL EXPENDITURES 2023-24 FISCAL YEAR	\$ 15,110,207.79	\$ 7,312,053.64	\$ 215,859.73	\$ 7,622,810.82

USE TAX SALES TAX COVERING THE PERIOD 7/1/2023 TO 6/30/2024
ESTIMATE OF NEEDS FOR 2024-2025

I.S.T-1301

USE TAX SALES TAX

Schedule 1: Current Balance Sheet - June 30, 2024	
ASSETS:	
Cash Balances	\$ 5,586,900.43
Investments	\$ -
TOTAL ASSETS	\$ 5,586,900.43
LIABILITIES AND RESERVES:	
Warrants Outstanding	\$ 8,254.30
Reserve for Interest on Warrants	\$ -
Reserves From Schedule 3	\$ 75,000.00
TOTAL LIABILITIES AND RESERVES	\$ 83,254.30
CASH FUND BALANCE JUNE 30, 2024	\$ 5,503,646.13
TOTAL LIABILITIES, RESERVES AND CASH FUND BALANCE	\$ 5,586,900.43

Schedule 5: Use Tax Sales Tax Fund Balance Sheet of Current and All Prior Years		
CURRENT AND ALL PRIOR YEARS	2023-24	PRE-2023
Cash Balance Reported to Excise Board June 30, 2023	\$ -	\$ 3,764,865.67
Opening Balance from Prior Year	\$ 3,689,465.67	\$ 3,689,465.67
Cash Fund Balance Transferred Out	\$ -	\$ -
Cash Fund Balance Transferred In	\$ -	\$ -
Adjusted Cash Balance	\$ 3,689,465.67	\$ 75,400.00
Ad Valorem Tax Apportioned To Year In Caption	\$ -	\$ -
Sources of Revenue		
9000 Interest, Mortgage Tax	\$ 10,372.25	\$ -
9100 Local Revenues	\$ -	\$ -
9200 State Revenues	\$ 1,187,967.44	\$ -
9300 Federal Revenues	\$ 38,059.62	\$ -
9400 Miscellaneous Revenues	\$ 1,802,741.58	\$ -
9500 Special Assessments	\$ -	\$ -
9600 Other Revenues	\$ -	\$ -
9700 School Revenues	\$ -	\$ -
All Other Non-Tax Revenues	\$ -	\$ -
Sales Tax and Sales Tax Interest	\$ -	\$ -
Cash Fund Balance Forward From Preceding Year	\$ 24,055.36	\$ -
Prior Expenditures Recovered	\$ -	\$ -
TOTAL RECEIPTS	\$ 3,063,196.25	\$ -
TOTAL RECEIPTS AND BALANCE	\$ 6,752,661.92	\$ 75,400.00
Warrants of Year in Caption	\$ 1,165,761.49	\$ 51,344.64
Interest Paid Thereon	\$ -	\$ -
TOTAL DISBURSEMENTS	\$ 1,165,761.49	\$ 51,344.64
CASH BALANCE JUNE 30, 2024	\$ 5,586,900.43	\$ 24,055.36
Reserve for Warrants Outstanding	\$ 8,254.30	\$ -
Reserve for Interest on Warrants	\$ -	\$ -
Reserves From Schedule 8	\$ 75,000.00	\$ -
TOTAL LIABILITIES AND RESERVE	\$ 83,254.30	\$ -
DEFICIT:	\$ -	\$ -
CASH BALANCE FORWARD TO NEXT YEAR	\$ 5,503,646.13	\$ 24,055.36

Schedule 9: Use Tax Sales Tax Fund Summary of Expenses				
Total for Expenses	Net Appropriations July 1, 2024	Warrants Issued	Reserves	Approved by County Excise Board
1100 Total Salaries	\$ -	\$ -	\$ -	\$ -
1200 Fringe Benefits	\$ -	\$ -	\$ -	\$ -
1300 Travel Related	\$ -	\$ -	\$ -	\$ -
2000 Total Maintenance & Operations	\$ -	\$ -	\$ -	\$ -
4100 Total Machinery & Equipment, Capital Outlay	\$ 6,493,796.26	\$ 1,174,015.79	\$ 75,000.00	\$ 5,268,835.83
All Other Expenses	\$ -	\$ -	\$ -	\$ -
TOTAL EXPENDITURES 2023-24 FISCAL YEAR	\$ 6,493,796.26	\$ 1,174,015.79	\$ 75,000.00	\$ 5,268,835.83

FAIR MAINTENANCE SALES TAX COVERING THE PERIOD 7/1/2023 TO 6/30/2024
ESTIMATE OF NEEDS FOR 2024-2025

Page 55

I.S.T-1310

FAIR MAINTENANCE SALES TAX

Schedule 1: Current Balance Sheet - June 30, 2024	
ASSETS:	
Cash Balances	\$ 26,956.11
Investments	\$ -
TOTAL ASSETS	\$ 26,956.11
LIABILITIES AND RESERVES:	
Warrants Outstanding	\$ -
Reserve for Interest on Warrants	\$ -
Reserves From Schedule 3	\$ -
TOTAL LIABILITIES AND RESERVES	\$ -
CASH FUND BALANCE JUNE 30, 2024	\$ 26,956.11
TOTAL LIABILITIES, RESERVES AND CASH FUND BALANCE	\$ 26,956.11

Schedule 5: Fair Maintenance Sales Tax Fund Balance Sheet of Current and All Prior Years		
CURRENT AND ALL PRIOR YEARS	2023-24	PRE-2023
Cash Balance Reported to Excise Board June 30, 2023	\$ -	\$ 24,826.61
Opening Balance from Prior Year	\$ 24,826.61	\$ 24,826.61
Cash Fund Balance Transferred Out	\$ -	\$ -
Cash Fund Balance Transferred In	\$ -	\$ -
Adjusted Cash Balance	\$ 24,826.61	\$ -
Ad Valorem Tax Apportioned To Year In Caption	\$ -	\$ -
Sources of Revenue		
9000 Interest, Mortgage Tax	\$ 72.37	\$ -
9100 Local Revenues	\$ -	\$ -
9200 State Revenues	\$ -	\$ -
9300 Federal Revenues	\$ -	\$ -
9400 Miscellaneous Revenues	\$ -	\$ -
9500 Special Assessments	\$ -	\$ -
9600 Other Revenues	\$ -	\$ -
9700 School Revenues	\$ -	\$ -
All Other Non-Tax Revenues	\$ -	\$ -
Sales Tax and Sales Tax Interest	\$ 341,895.15	\$ -
Cash Fund Balance Forward From Preceding Year	\$ -	\$ -
Prior Expenditures Recovered	\$ -	\$ -
TOTAL RECEIPTS	\$ 341,967.52	\$ -
TOTAL RECEIPTS AND BALANCE	\$ 366,794.13	\$ -
Warrants of Year in Caption	\$ 339,838.02	\$ -
Interest Paid Thereon	\$ -	\$ -
TOTAL DISBURSEMENTS	\$ 339,838.02	\$ -
CASH BALANCE JUNE 30, 2024	\$ 26,956.11	\$ -
Reserve for Warrants Outstanding	\$ -	\$ -
Reserve for Interest on Warrants	\$ -	\$ -
Reserves From Schedule 8	\$ -	\$ -
TOTAL LIABILITIES AND RESERVE	\$ -	\$ -
DEFICIT:	\$ -	\$ -
CASH BALANCE FORWARD TO NEXT YEAR	\$ 26,956.11	\$ -

Schedule 9: Fair Maintenance Sales Tax Fund Summary of Expenses				
Total for Expenses	Net Appropriations July 1, 2024	Warrants Issued	Reserves	Approved by County Excise Board
1100 Total Salaries	\$ -	\$ -	\$ -	\$ -
1200 Fringe Benefits	\$ -	\$ -	\$ -	\$ -
1300 Travel Related	\$ -	\$ -	\$ -	\$ -
2000 Total Maintenance & Operations	\$ 28,177.31	\$ 28,170.79	\$ -	\$ 6.52
4100 Total Machinery & Equipment, Capital Outlay	\$ 311,667.23	\$ 311,667.23	\$ -	\$ -
All Other Expenses	\$ -	\$ -	\$ -	\$ -
TOTAL EXPENDITURES 2023-24 FISCAL YEAR	\$ 339,844.54	\$ 339,838.02	\$ -	\$ 6.52

GENERAL GOV'T SALES TAX COVERING THE PERIOD 7/1/2023 TO 6/30/2024
ESTIMATE OF NEEDS FOR 2024-2025

I.ST-1311

GENERAL GOV'T SALES TAX

Schedule 1: Current Balance Sheet - June 30, 2024	
ASSETS:	
Cash Balances	\$ 1,260,610.32
Investments	\$ -
TOTAL ASSETS	\$ 1,260,610.32
LIABILITIES AND RESERVES:	
Warrants Outstanding	\$ -
Reserve for Interest on Warrants	\$ -
Reserves From Schedule 3	\$ -
TOTAL LIABILITIES AND RESERVES	\$ -
CASH FUND BALANCE JUNE 30, 2024	\$ 1,260,610.32
TOTAL LIABILITIES, RESERVES AND CASH FUND BALANCE	\$ 1,260,610.32

Schedule 5: General Gov'T Sales Tax Fund Balance Sheet of Current and All Prior Years		
CURRENT AND ALL PRIOR YEARS	2023-24	PRE-2023
Cash Balance Reported to Excise Board June 30, 2023	\$ -	\$ 1,042,543.93
Opening Balance from Prior Year	\$ 1,042,543.93	\$ 1,042,543.93
Cash Fund Balance Transferred Out	\$ -	\$ -
Cash Fund Balance Transferred In	\$ -	\$ -
Adjusted Cash Balance	\$ 1,042,543.93	\$ -
Ad Valorem Tax Apportioned To Year In Caption	\$ -	\$ -
Sources of Revenue		
9000 Interest, Mortgage Tax	\$ 2,799.09	\$ -
9100 Local Revenues	\$ -	\$ -
9200 State Revenues	\$ -	\$ -
9300 Federal Revenues	\$ -	\$ -
9400 Miscellaneous Revenues	\$ -	\$ -
9500 Special Assessments	\$ -	\$ -
9600 Other Revenues	\$ -	\$ -
9700 School Revenues	\$ -	\$ -
All Other Non-Tax Revenues	\$ -	\$ -
Sales Tax and Sales Tax Interest	\$ 215,267.30	\$ -
Cash Fund Balance Forward From Preceding Year	\$ -	\$ -
Prior Expenditures Recovered	\$ -	\$ -
TOTAL RECEIPTS	\$ 218,066.39	\$ -
TOTAL RECEIPTS AND BALANCE	\$ 1,260,610.32	\$ -
Warrants of Year in Caption	\$ -	\$ -
Interest Paid Thereon	\$ -	\$ -
TOTAL DISBURSEMENTS	\$ -	\$ -
CASH BALANCE JUNE 30, 2024	\$ 1,260,610.32	\$ -
Reserve for Warrants Outstanding	\$ -	\$ -
Reserve for Interest on Warrants	\$ -	\$ -
Reserves From Schedule 8	\$ -	\$ -
TOTAL LIABILITIES AND RESERVE	\$ -	\$ -
DEFICIT:	\$ -	\$ -
CASH BALANCE FORWARD TO NEXT YEAR	\$ 1,260,610.32	\$ -

Schedule 9: General Gov'T Sales Tax Fund Summary of Expenses				
Total for Expenses	Net Appropriations July 1, 2024	Warrants Issued	Reserves	Approved by County Excise Board
1100 Total Salaries	\$ -	\$ -	\$ -	\$ -
1200 Fringe Benefits	\$ -	\$ -	\$ -	\$ -
1300 Travel Related	\$ -	\$ -	\$ -	\$ -
2000 Total Maintenance & Operations	\$ -	\$ -	\$ -	\$ -
4100 Total Machinery & Equipment, Capital Outlay	\$ 1,243,441.00	\$ -	\$ -	\$ 1,243,441.00
All Other Expenses	\$ -	\$ -	\$ -	\$ -
TOTAL EXPENDITURES 2023-24 FISCAL YEAR	\$ 1,243,441.00	\$ -	\$ -	\$ 1,243,441.00

JAIL SALES TAX COVERING THE PERIOD 7/1/2023 TO 6/30/2024
ESTIMATE OF NEEDS FOR 2024-2025

Page 57

I.ST-1315

JAIL SALES TAX

Schedule 1: Current Balance Sheet - June 30, 2024	
ASSETS:	
Cash Balances	\$ 399,226.74
Investments	\$ -
TOTAL ASSETS	\$ 399,226.74
LIABILITIES AND RESERVES:	
Warrants Outstanding	\$ -
Reserve for Interest on Warrants	\$ -
Reserves From Schedule 3	\$ -
TOTAL LIABILITIES AND RESERVES	\$ -
CASH FUND BALANCE JUNE 30, 2024	\$ 399,226.74
TOTAL LIABILITIES, RESERVES AND CASH FUND BALANCE	\$ 399,226.74

Schedule 5: Jail Sales Tax Fund Balance Sheet of Current and All Prior Years		
CURRENT AND ALL PRIOR YEARS	2023-24	PRE-2023
Cash Balance Reported to Excise Board June 30, 2023	\$ -	\$ 367,718.70
Opening Balance from Prior Year	\$ 367,718.70	\$ 367,718.70
Cash Fund Balance Transferred Out	\$ -	\$ -
Cash Fund Balance Transferred In	\$ -	\$ -
Adjusted Cash Balance	\$ 367,718.70	\$ -
Ad Valorem Tax Apportioned To Year In Caption	\$ -	\$ -
Sources of Revenue		
9000 Interest, Mortgage Tax	\$ 511.39	\$ -
9100 Local Revenues	\$ -	\$ -
9200 State Revenues	\$ -	\$ -
9300 Federal Revenues	\$ -	\$ -
9400 Miscellaneous Revenues	\$ -	\$ -
9500 Special Assessments	\$ -	\$ -
9600 Other Revenues	\$ -	\$ -
9700 School Revenues	\$ -	\$ -
All Other Non-Tax Revenues	\$ -	\$ -
Sales Tax and Sales Tax Interest	\$ 5,065,113.19	\$ -
Cash Fund Balance Forward From Preceding Year	\$ -	\$ -
Prior Expenditures Recovered	\$ -	\$ -
TOTAL RECEIPTS	\$ 5,065,624.58	\$ -
TOTAL RECEIPTS AND BALANCE	\$ 5,433,343.28	\$ -
Warrants of Year in Caption	\$ 5,034,116.54	\$ -
Interest Paid Thereon	\$ -	\$ -
TOTAL DISBURSEMENTS	\$ 5,034,116.54	\$ -
CASH BALANCE JUNE 30, 2024	\$ 399,226.74	\$ -
Reserve for Warrants Outstanding	\$ -	\$ -
Reserve for Interest on Warrants	\$ -	\$ -
Reserves From Schedule 8	\$ -	\$ -
TOTAL LIABILITES AND RESERVE	\$ -	\$ -
DEFICIT:	\$ -	\$ -
CASH BALANCE FORWARD TO NEXT YEAR	\$ 399,226.74	\$ -

Schedule 9: Jail Sales Tax Fund Summary of Expenses				
Total for Expenses	Net Appropriations July 1, 2024	Warrants Issued	Reserves	Approved by County Excise Board
1100 Total Salaries	\$ -	\$ -	\$ -	\$ -
1200 Fringe Benefits	\$ -	\$ -	\$ -	\$ -
1300 Travel Related	\$ -	\$ -	\$ -	\$ -
2000 Total Maintenance & Operations	\$ 5,034,149.06	\$ 5,034,116.54	\$ -	\$ 32.52
4100 Total Machinery & Equipment, Capital Outlay	\$ -	\$ -	\$ -	\$ -
All Other Expenses	\$ -	\$ -	\$ -	\$ -
TOTAL EXPENDITURES 2023-24 FISCAL YEAR	\$ 5,034,149.06	\$ 5,034,116.54	\$ -	\$ 32.52

SHERIFF SALES TAX COVERING THE PERIOD 7/1/2023 TO 6/30/2024
ESTIMATE OF NEEDS FOR 2024-2025

I.ST-1319

SHERIFF SALES TAX

Schedule 1: Current Balance Sheet - June 30, 2024	
ASSETS:	
Cash Balances	\$ 457,537.99
Investments	\$ -
TOTAL ASSETS	\$ 457,537.99
LIABILITIES AND RESERVES:	
Warrants Outstanding	\$ 627.60
Reserve for Interest on Warrants	\$ -
Reserves From Schedule 3	\$ 122,015.28
TOTAL LIABILITIES AND RESERVES	\$ 122,642.88
CASH FUND BALANCE JUNE 30, 2024	\$ 334,895.11
TOTAL LIABILITIES, RESERVES AND CASH FUND BALANCE	\$ 457,537.99

Schedule 5: Sheriff Sales Tax Fund Balance Sheet of Current and All Prior Years		
CURRENT AND ALL PRIOR YEARS	2023-24	PRE-2023
Cash Balance Reported to Excise Board June 30, 2023	\$ -	\$ 287,169.14
Opening Balance from Prior Year	\$ 164,202.15	\$ 164,202.15
Cash Fund Balance Transferred Out	\$ -	\$ -
Cash Fund Balance Transferred In	\$ -	\$ -
Adjusted Cash Balance	\$ 164,202.15	\$ 122,966.99
Ad Valorem Tax Apportioned To Year In Caption	\$ -	\$ -
Sources of Revenue		
9000 Interest, Mortgage Tax	\$ 649.62	\$ -
9100 Local Revenues	\$ -	\$ -
9200 State Revenues	\$ -	\$ -
9300 Federal Revenues	\$ -	\$ -
9400 Miscellaneous Revenues	\$ 352,584.18	\$ -
9500 Special Assessments	\$ -	\$ -
9600 Other Revenues	\$ -	\$ -
9700 School Revenues	\$ -	\$ -
All Other Non-Tax Revenues	\$ -	\$ -
Sales Tax and Sales Tax Interest	\$ 189,941.74	\$ -
Cash Fund Balance Forward From Preceding Year	\$ 1.04	\$ -
Prior Expenditures Recovered	\$ -	\$ -
TOTAL RECEIPTS	\$ 543,176.58	\$ -
TOTAL RECEIPTS AND BALANCE	\$ 707,378.73	\$ 122,966.99
Warrants of Year in Caption	\$ 249,840.74	\$ 122,965.95
Interest Paid Thereon	\$ -	\$ -
TOTAL DISBURSEMENTS	\$ 249,840.74	\$ 122,965.95
CASH BALANCE JUNE 30, 2024	\$ 457,537.99	\$ 1.04
Reserve for Warrants Outstanding	\$ 627.60	\$ -
Reserve for Interest on Warrants	\$ -	\$ -
Reserves From Schedule 8	\$ 122,015.28	\$ -
TOTAL LIABILITIES AND RESERVE	\$ 122,642.88	\$ -
DEFICIT:	\$ -	\$ -
CASH BALANCE FORWARD TO NEXT YEAR	\$ 334,895.11	\$ 1.04

Schedule 9: Sheriff Sales Tax Fund Summary of Expenses				
Total for Expenses	Net Appropriations July 1, 2024	Warrants Issued	Reserves	Approved by County Excise Board
1100 Total Salaries	\$ -	\$ -	\$ -	\$ -
1200 Fringe Benefits	\$ -	\$ -	\$ -	\$ -
1300 Travel Related	\$ -	\$ -	\$ -	\$ -
2000 Total Maintenance & Operations	\$ 85,119.61	\$ 65,538.69	\$ 6,768.92	\$ 12,813.04
4100 Total Machinery & Equipment, Capital Outlay	\$ 584,313.96	\$ 184,929.65	\$ 115,246.36	\$ 284,137.95
All Other Expenses	\$ -	\$ -	\$ -	\$ -
TOTAL EXPENDITURES 2023-24 FISCAL YEAR	\$ 669,433.57	\$ 250,468.34	\$ 122,015.28	\$ 296,950.99

RURAL FIRE SALES TAX COVERING THE PERIOD 7/1/2023 TO 6/30/2024
ESTIMATE OF NEEDS FOR 2024-2025

Page 59

I.ST-1321

RURAL FIRE SALES TAX

Schedule 1: Current Balance Sheet - June 30, 2024	
ASSETS:	
Cash Balances	\$ 779,338.99
Investments	\$ -
TOTAL ASSETS	\$ 779,338.99
LIABILITIES AND RESERVES:	
Warrants Outstanding	\$ 4,715.90
Reserve for Interest on Warrants	\$ -
Reserves From Schedule 3	\$ 18,844.45
TOTAL LIABILITIES AND RESERVES	\$ 23,560.35
CASH FUND BALANCE JUNE 30, 2024	\$ 755,778.64
TOTAL LIABILITIES, RESERVES AND CASH FUND BALANCE	\$ 779,338.99

Schedule 5: Rural Fire Sales Tax Fund Balance Sheet of Current and All Prior Years		
CURRENT AND ALL PRIOR YEARS	2023-24	PRE-2023
Cash Balance Reported to Excise Board June 30, 2023	\$ -	\$ 718,154.42
Opening Balance from Prior Year	\$ 643,629.92	\$ 643,629.92
Cash Fund Balance Transferred Out	\$ -	\$ -
Cash Fund Balance Transferred In	\$ -	\$ -
Adjusted Cash Balance	\$ 643,629.92	\$ 74,524.50
Ad Valorem Tax Apportioned To Year In Caption	\$ -	\$ -
Sources of Revenue		
9000 Interest, Mortgage Tax	\$ 1,817.43	\$ -
9100 Local Revenues	\$ -	\$ -
9200 State Revenues	\$ -	\$ -
9300 Federal Revenues	\$ -	\$ -
9400 Miscellaneous Revenues	\$ -	\$ -
9500 Special Assessments	\$ -	\$ -
9600 Other Revenues	\$ -	\$ -
9700 School Revenues	\$ -	\$ -
All Other Non-Tax Revenues	\$ -	\$ -
Sales Tax and Sales Tax Interest	\$ 329,232.37	\$ -
Cash Fund Balance Forward From Preceding Year	\$ 38,480.82	\$ -
Prior Expenditures Recovered	\$ -	\$ -
TOTAL RECEIPTS	\$ 369,530.62	\$ -
TOTAL RECEIPTS AND BALANCE	\$ 1,013,160.54	\$ 74,524.50
Warrants of Year in Caption	\$ 233,821.55	\$ 36,043.68
Interest Paid Thereon	\$ -	\$ -
TOTAL DISBURSEMENTS	\$ 233,821.55	\$ 36,043.68
CASH BALANCE JUNE 30, 2024	\$ 779,338.99	\$ 38,480.82
Reserve for Warrants Outstanding	\$ 4,715.90	\$ -
Reserve for Interest on Warrants	\$ -	\$ -
Reserves From Schedule 8	\$ 18,844.45	\$ -
TOTAL LIABILITES AND RESERVE	\$ 23,560.35	\$ -
DEFICIT:	\$ -	\$ -
CASH BALANCE FORWARD TO NEXT YEAR	\$ 755,778.64	\$ 38,480.82

Schedule 9: Rural Fire Sales Tax Fund Summary of Expenses				
Total for Expenses	Net Appropriations July 1, 2024	Warrants Issued	Reserves	Approved by County Excise Board
1100 Total Salaries	\$ -	\$ -	\$ -	\$ -
1200 Fringe Benefits	\$ -	\$ -	\$ -	\$ -
1300 Travel Related	\$ -	\$ -	\$ -	\$ -
2000 Total Maintenance & Operations	\$ -	\$ -	\$ -	\$ -
4100 Total Machinery & Equipment, Capital Outlay	\$ -	\$ -	\$ -	\$ -
All Other Expenses	\$ 987,083.76	\$ 238,537.45	\$ 18,844.45	\$ 746,161.86
TOTAL EXPENDITURES 2023-24 FISCAL YEAR	\$ 987,083.76	\$ 238,537.45	\$ 18,844.45	\$ 746,161.86

ECONOMIC DEVELOPMENT SALES TAX COVERING THE PERIOD 7/1/2023 TO 6/30/2024
ESTIMATE OF NEEDS FOR 2024-2025

I.S.T-1325

ECONOMIC DEVELOPMENT SALES TAX

Schedule 1: Current Balance Sheet - June 30, 2024	
ASSETS:	
Cash Balances	\$ 82,359.34
Investments	\$ -
TOTAL ASSETS	\$ 82,359.34
LIABILITIES AND RESERVES:	
Warrants Outstanding	\$ -
Reserve for Interest on Warrants	\$ -
Reserves From Schedule 3	\$ -
TOTAL LIABILITIES AND RESERVES	\$ -
CASH FUND BALANCE JUNE 30, 2024	\$ 82,359.34
TOTAL LIABILITIES, RESERVES AND CASH FUND BALANCE	\$ 82,359.34

Schedule 5: Economic Development Sales Tax Fund Balance Sheet of Current and All Prior Years		
CURRENT AND ALL PRIOR YEARS	2023-24	PRE-2023
Cash Balance Reported to Excise Board June 30, 2023	\$ -	\$ 167,181.58
Opening Balance from Prior Year	\$ 167,181.58	\$ 167,181.58
Cash Fund Balance Transferred Out	\$ -	\$ -
Cash Fund Balance Transferred In	\$ -	\$ -
Adjusted Cash Balance	\$ 167,181.58	\$ -
Ad Valorem Tax Apportioned To Year In Caption	\$ -	\$ -
Sources of Revenue		
9000 Interest, Mortgage Tax	\$ 313.52	\$ -
9100 Local Revenues	\$ -	\$ -
9200 State Revenues	\$ -	\$ -
9300 Federal Revenues	\$ -	\$ -
9400 Miscellaneous Revenues	\$ -	\$ -
9500 Special Assessments	\$ -	\$ -
9600 Other Revenues	\$ -	\$ -
9700 School Revenues	\$ -	\$ -
All Other Non-Tax Revenues	\$ -	\$ -
Sales Tax and Sales Tax Interest	\$ 189,941.74	\$ -
Cash Fund Balance Forward From Preceding Year	\$ -	\$ -
Prior Expenditures Recovered	\$ -	\$ -
TOTAL RECEIPTS	\$ 190,255.26	\$ -
TOTAL RECEIPTS AND BALANCE	\$ 357,436.84	\$ -
Warrants of Year in Caption	\$ 275,077.50	\$ -
Interest Paid Thereon	\$ -	\$ -
TOTAL DISBURSEMENTS	\$ 275,077.50	\$ -
CASH BALANCE JUNE 30, 2024	\$ 82,359.34	\$ -
Reserve for Warrants Outstanding	\$ -	\$ -
Reserve for Interest on Warrants	\$ -	\$ -
Reserves From Schedule 8	\$ -	\$ -
TOTAL LIABILITIES AND RESERVE	\$ -	\$ -
DEFICIT:	\$ -	\$ -
CASH BALANCE FORWARD TO NEXT YEAR	\$ 82,359.34	\$ -

Schedule 9: Economic Development Sales Tax Fund Summary of Expenses				
Total for Expenses	Net Appropriations July 1, 2024	Warrants Issued	Reserves	Approved by County Excise Board
1100 Total Salaries	\$ -	\$ -	\$ -	\$ -
1200 Fringe Benefits	\$ -	\$ -	\$ -	\$ -
1300 Travel Related	\$ -	\$ -	\$ -	\$ -
2000 Total Maintenance & Operations	\$ -	\$ -	\$ -	\$ -
4100 Total Machinery & Equipment, Capital Outlay	\$ -	\$ -	\$ -	\$ -
All Other Expenses	\$ 342,459.60	\$ 275,077.50	\$ -	\$ 67,382.10
TOTAL EXPENDITURES 2023-24 FISCAL YEAR	\$ 342,459.60	\$ 275,077.50	\$ -	\$ 67,382.10

TOTAL OF EXPENDABLE TRUST FUNDS COVERING THE PERIOD JULY 1, 2023 TO JUNE 30, 2024
ESTIMATE OF NEEDS FOR 2024-2025

Page 61

EXHIBIT "M" TOTALS

Schedule 1: Current Balance Sheet - June 30, 2024	
ASSETS:	
Cash Balances	\$ 3,734,109.55
Investments	\$ -
TOTAL ASSETS	\$ 3,734,109.55
LIABILITIES AND RESERVES:	
Warrants Outstanding	\$ 10,378.07
Reserve for Interest on Warrants	\$ -
Reserves From Schedule 3	\$ -
TOTAL LIABILITIES AND RESERVES	\$ 10,378.07
CASH FUND BALANCE JUNE 30, 2024	\$ 3,723,731.48
TOTAL LIABILITIES, RESERVES AND CASH FUND BALANCE	\$ 3,734,109.55

Schedule 5: Expendable Trust Funds Balance Sheet of Current and All Prior Years		
CURRENT AND ALL PRIOR YEARS	2023-24	PRE-2023
Cash Balance Reported to Excise Board June 30, 2023	\$ -	\$ 3,666,839.08
Opening Balance from Prior Year	\$ 3,658,955.32	\$ 3,658,955.32
Cash Fund Balance Transferred Out	\$ 83,098,795.46	\$ -
Cash Fund Balance Transferred In	\$ 184,040.62	\$ -
Adjusted Cash Balance	\$ (79,255,799.52)	\$ 7,883.76
Ad Valorem Tax Apportioned To Year In Caption	\$ 79,842,423.09	\$ -
Sources of Revenue		
9000 Interest, Mortgage Tax	\$ 540,790.47	\$ -
9100 Local Revenues	\$ 153,235.08	\$ -
9200 State Revenues	\$ 1,277,079.06	\$ -
9300 Federal Revenues	\$ -	\$ -
9400 Miscellaneous Revenues	\$ 509,000.00	\$ -
9500 Special Assessments	\$ 554,067.28	\$ -
9600 Other Revenues	\$ -	\$ -
9700 School Revenues	\$ 4,051,315.88	\$ -
All Other Non-Tax Revenues	\$ -	\$ -
Sales Tax and Sales Tax Interest	\$ -	\$ -
Cash Fund Balance Forward From Preceding Year	\$ -	\$ -
Prior Expenditures Recovered	\$ (3,444,828.16)	\$ -
TOTAL RECEIPTS	\$ 83,483,082.70	\$ -
TOTAL RECEIPTS AND BALANCE	\$ 4,227,283.18	\$ 7,883.76
Warrants of Year in Caption	\$ 493,173.63	\$ 7,883.76
Interest Paid Thereon	\$ -	\$ -
TOTAL DISBURSEMENTS	\$ 493,173.63	\$ 7,883.76
CASH BALANCE JUNE 30, 2024	\$ 3,734,109.55	\$ (0.00)
Reserve for Warrants Outstanding	\$ 10,378.07	\$ 60,515.87
Reserve for Interest on Warrants	\$ -	\$ -
Reserves From Schedule 8	\$ -	\$ -
TOTAL LIABILITIES AND RESERVE	\$ 10,378.07	\$ 60,515.87
DEFICIT:	\$ (163,995.88)	\$ (60,515.87)
CASH BALANCE FORWARD TO NEXT YEAR	\$ 3,887,727.36	\$ -

Schedule 9: Expendable Trust Funds Summary of Expenses				
Total for Expenses	Net Appropriations July 1, 2024	Warrants Issued	Reserves	Approved by County Excise Board
1100 Total Salaries	\$ -	\$ -	\$ -	\$ -
1200 Fringe Benefits	\$ -	\$ -	\$ -	\$ -
1300 Travel Related	\$ -	\$ -	\$ -	\$ -
2005 Total Maintenance & Operations	\$ 881,295.21	\$ 503,551.70	\$ -	\$ 377,743.51
4110 Machinery & Equipment, Capital Outlay	\$ -	\$ -	\$ -	\$ -
All Other Expenses	\$ -	\$ -	\$ -	\$ -
TOTAL EXPENDITURES 2023-24 FISCAL YEAR	\$ 881,295.21	\$ 503,551.70	\$ -	\$ 377,743.51

LAW LIBRARY COVERING THE PERIOD 7/1/2023 TO 6/30/2024
ESTIMATE OF NEEDS FOR 2024-2025

M-7205

LAW LIBRARY

Schedule 1: Current Balance Sheet - June 30, 2024	
ASSETS:	
Cash Balances	\$ 23,034.00
Investments	\$ -
TOTAL ASSETS	\$ 23,034.00
LIABILITIES AND RESERVES:	
Warrants Outstanding	\$ 296.00
Reserve for Interest on Warrants	\$ -
Reserves From Schedule 3	\$ -
TOTAL LIABILITIES AND RESERVES	\$ 296.00
CASH FUND BALANCE JUNE 30, 2024	\$ 22,738.00
TOTAL LIABILITIES, RESERVES AND CASH FUND BALANCE	\$ 23,034.00

Schedule 5: Law Library Fund Balance Sheet of Current and All Prior Years		
CURRENT AND ALL PRIOR YEARS	2023-24	PRE-2023
Cash Balance Reported to Excise Board June 30, 2023	\$ -	\$ 22,090.86
Opening Balance from Prior Year	\$ 20,764.60	\$ 20,764.60
Cash Fund Balance Transferred Out	\$ -	\$ -
Cash Fund Balance Transferred In	\$ -	\$ -
Adjusted Cash Balance	\$ 20,764.60	\$ 1,326.26
Ad Valorem Tax Apportioned To Year In Caption	\$ -	\$ -
Sources of Revenue		
9000 Interest, Mortgage Tax	\$ -	\$ -
9100 Local Revenues	\$ 54,728.52	\$ -
9200 State Revenues	\$ -	\$ -
9300 Federal Revenues	\$ -	\$ -
9400 Miscellaneous Revenues	\$ 9,000.00	\$ -
9500 Special Assessments	\$ -	\$ -
9600 Other Revenues	\$ -	\$ -
9700 School Revenues	\$ -	\$ -
All Other Non-Tax Revenues	\$ -	\$ -
Sales Tax and Sales Tax Interest	\$ -	\$ -
Cash Fund Balance Forward From Preceding Year	\$ -	\$ -
Prior Expenditures Recovered	\$ -	\$ -
TOTAL RECEIPTS	\$ 63,728.52	\$ -
TOTAL RECEIPTS AND BALANCE	\$ 84,493.12	\$ 1,326.26
Warrants of Year in Caption	\$ 61,459.12	\$ 1,326.26
Interest Paid Thereon	\$ -	\$ -
TOTAL DISBURSEMENTS	\$ 61,459.12	\$ 1,326.26
CASH BALANCE JUNE 30, 2024	\$ 23,034.00	\$ (0.00)
Reserve for Warrants Outstanding	\$ 296.00	\$ (0.00)
Reserve for Interest on Warrants	\$ -	\$ -
Reserves From Schedule 8	\$ -	\$ -
TOTAL LIABILITIES AND RESERVE	\$ 296.00	\$ (0.00)
DEFICIT:	\$ -	\$ -
CASH BALANCE FORWARD TO NEXT YEAR	\$ 22,738.00	\$ -

Schedule 9: Law Library Fund Summary of Expenses				
Total for Expenses	Net Appropriations July 1, 2024	Warrants Issued	Reserves	Approved by County Excise Board
1100 Total Salaries	\$ -	\$ -	\$ -	\$ -
1200 Fringe Benefits	\$ -	\$ -	\$ -	\$ -
1300 Travel Related	\$ -	\$ -	\$ -	\$ -
2000 Total Maintenance & Operations	\$ 79,259.16	\$ 61,755.12	\$ -	\$ 17,504.04
4100 Total Machinery & Equipment, Capital Outlay	\$ -	\$ -	\$ -	\$ -
All Other Expenses	\$ -	\$ -	\$ -	\$ -
TOTAL EXPENDITURES 2023-24 FISCAL YEAR	\$ 79,259.16	\$ 61,755.12	\$ -	\$ 17,504.04

DRUG COURT COVERING THE PERIOD 7/1/2023 TO 6/30/2024
ESTIMATE OF NEEDS FOR 2024-2025

Page 63

M-7206

DRUG COURT

Schedule 1: Current Balance Sheet - June 30, 2024	
ASSETS:	
Cash Balances	\$ 57,522.88
Investments	\$ -
TOTAL ASSETS	\$ 57,522.88
LIABILITIES AND RESERVES:	
Warrants Outstanding	\$ -
Reserve for Interest on Warrants	\$ -
Reserves From Schedule 3	\$ -
TOTAL LIABILITIES AND RESERVES	\$ -
CASH FUND BALANCE JUNE 30, 2024	\$ 57,522.88
TOTAL LIABILITIES, RESERVES AND CASH FUND BALANCE	\$ 57,522.88

Schedule 5: Drug Court Fund Balance Sheet of Current and All Prior Years		
CURRENT AND ALL PRIOR YEARS		
	2023-24	PRE-2023
Cash Balance Reported to Excise Board June 30, 2023	\$ -	\$ 43,639.03
Opening Balance from Prior Year	\$ 43,639.03	\$ 43,639.03
Cash Fund Balance Transferred Out	\$ -	\$ -
Cash Fund Balance Transferred In	\$ -	\$ -
Adjusted Cash Balance	\$ 43,639.03	\$ -
Ad Valorem Tax Apportioned To Year In Caption	\$ -	\$ -
Sources of Revenue		
9000 Interest, Mortgage Tax	\$ -	\$ -
9100 Local Revenues	\$ 13,883.85	\$ -
9200 State Revenues	\$ -	\$ -
9300 Federal Revenues	\$ -	\$ -
9400 Miscellaneous Revenues	\$ -	\$ -
9500 Special Assessments	\$ -	\$ -
9600 Other Revenues	\$ -	\$ -
9700 School Revenues	\$ -	\$ -
All Other Non-Tax Revenues	\$ -	\$ -
Sales Tax and Sales Tax Interest	\$ -	\$ -
Cash Fund Balance Forward From Preceding Year	\$ -	\$ -
Prior Expenditures Recovered	\$ -	\$ -
TOTAL RECEIPTS	\$ 13,883.85	\$ -
TOTAL RECEIPTS AND BALANCE	\$ 57,522.88	\$ -
Warrants of Year in Caption	\$ -	\$ -
Interest Paid Thereon	\$ -	\$ -
TOTAL DISBURSEMENTS	\$ -	\$ -
CASH BALANCE JUNE 30, 2024	\$ 57,522.88	\$ -
Reserve for Warrants Outstanding	\$ -	\$ -
Reserve for Interest on Warrants	\$ -	\$ -
Reserves From Schedule 8	\$ -	\$ -
TOTAL LIABILITIES AND RESERVE	\$ -	\$ -
DEFICIT:	\$ -	\$ -
CASH BALANCE FORWARD TO NEXT YEAR	\$ 57,522.88	\$ -

Schedule 9: Drug Court Fund Summary of Expenses				
Total for Expenses	Net Appropriations July 1, 2024	Warrants Issued	Reserves	Approved by County Excise Board
1100 Total Salaries	\$ -	\$ -	\$ -	\$ -
1200 Fringe Benefits	\$ -	\$ -	\$ -	\$ -
1300 Travel Related	\$ -	\$ -	\$ -	\$ -
2000 Total Maintenance & Operations	\$ 56,541.38	\$ -	\$ -	\$ 56,541.38
4100 Total Machinery & Equipment, Capital Outlay	\$ -	\$ -	\$ -	\$ -
All Other Expenses	\$ -	\$ -	\$ -	\$ -
TOTAL EXPENDITURES 2023-24 FISCAL YEAR	\$ 56,541.38	\$ -	\$ -	\$ 56,541.38

COURT CLERK PRESERVATION COVERING THE PERIOD 7/1/2023 TO 6/30/2024
ESTIMATE OF NEEDS FOR 2024-2025

M-7210

COURT CLERK PRESERVATION

Schedule 1: Current Balance Sheet - June 30, 2024	
ASSETS:	
Cash Balances	\$ 111,784.15
Investments	\$ -
TOTAL ASSETS	\$ 111,784.15
LIABILITIES AND RESERVES:	
Warrants Outstanding	\$ -
Reserve for Interest on Warrants	\$ -
Reserves From Schedule 3	\$ -
TOTAL LIABILITIES AND RESERVES	\$ -
CASH FUND BALANCE JUNE 30, 2024	\$ 111,784.15
TOTAL LIABILITIES, RESERVES AND CASH FUND BALANCE	\$ 111,784.15

Schedule 5: Court Clerk Preservation Fund Balance Sheet of Current and All Prior Years		
CURRENT AND ALL PRIOR YEARS	2023-24	PRE-2023
Cash Balance Reported to Excise Board June 30, 2023	\$ -	\$ 88,713.50
Opening Balance from Prior Year	\$ 88,713.50	\$ 88,713.50
Cash Fund Balance Transferred Out	\$ -	\$ -
Cash Fund Balance Transferred In	\$ -	\$ -
Adjusted Cash Balance	\$ 88,713.50	\$ -
Ad Valorem Tax Apportioned To Year In Caption	\$ -	\$ -
Sources of Revenue		
9000 Interest, Mortgage Tax	\$ -	\$ -
9100 Local Revenues	\$ 68,863.55	\$ -
9200 State Revenues	\$ -	\$ -
9300 Federal Revenues	\$ -	\$ -
9400 Miscellaneous Revenues	\$ -	\$ -
9500 Special Assessments	\$ -	\$ -
9600 Other Revenues	\$ -	\$ -
9700 School Revenues	\$ -	\$ -
All Other Non-Tax Revenues	\$ -	\$ -
Sales Tax and Sales Tax Interest	\$ -	\$ -
Cash Fund Balance Forward From Preceding Year	\$ -	\$ -
Prior Expenditures Recovered	\$ -	\$ -
TOTAL RECEIPTS	\$ 68,863.55	\$ -
TOTAL RECEIPTS AND BALANCE	\$ 157,577.05	\$ -
Warrants of Year in Caption	\$ 45,792.90	\$ -
Interest Paid Thereon	\$ -	\$ -
TOTAL DISBURSEMENTS	\$ 45,792.90	\$ -
CASH BALANCE JUNE 30, 2024	\$ 111,784.15	\$ -
Reserve for Warrants Outstanding	\$ -	\$ -
Reserve for Interest on Warrants	\$ -	\$ -
Reserves From Schedule 8	\$ -	\$ -
TOTAL LIABILITIES AND RESERVE	\$ -	\$ -
DEFICIT:	\$ -	\$ -
CASH BALANCE FORWARD TO NEXT YEAR	\$ 111,784.15	\$ -

Schedule 9: Court Clerk Preservation Fund Summary of Expenses				
Total for Expenses	Net Appropriations July 1, 2024	Warrants Issued	Reserves	Approved by County Excise Board
1100 Total Salaries	\$ -	\$ -	\$ -	\$ -
1200 Fringe Benefits	\$ -	\$ -	\$ -	\$ -
1300 Travel Related	\$ -	\$ -	\$ -	\$ -
2000 Total Maintenance & Operations	\$ 151,182.05	\$ 45,792.90	\$ -	\$ 105,389.15
4100 Total Machinery & Equipment, Capital Outlay	\$ -	\$ -	\$ -	\$ -
All Other Expenses	\$ -	\$ -	\$ -	\$ -
TOTAL EXPENDITURES 2023-24 FISCAL YEAR	\$ 151,182.05	\$ 45,792.90	\$ -	\$ 105,389.15

EXCESS RESALE COVERING THE PERIOD 7/1/2023 TO 6/30/2024
ESTIMATE OF NEEDS FOR 2024-2025

Page 65

M-7402

EXCESS RESALE

Schedule 1: Current Balance Sheet - June 30, 2024	
ASSETS:	
Cash Balances	\$ 737,789.38
Investments	\$ -
TOTAL ASSETS	\$ 737,789.38
LIABILITIES AND RESERVES:	
Warrants Outstanding	\$ -
Reserve for Interest on Warrants	\$ -
Reserves From Schedule 3	\$ -
TOTAL LIABILITIES AND RESERVES	\$ -
CASH FUND BALANCE JUNE 30, 2024	\$ 737,789.38
TOTAL LIABILITIES, RESERVES AND CASH FUND BALANCE	\$ 737,789.38

Schedule 5: Excess Resale Fund Balance Sheet of Current and All Prior Years		
CURRENT AND ALL PRIOR YEARS	2023-24	PRE-2023
Cash Balance Reported to Excise Board June 30, 2023	\$ -	\$ 499,256.41
Opening Balance from Prior Year	\$ 499,256.41	\$ 499,256.41
Cash Fund Balance Transferred Out	\$ -	\$ -
Cash Fund Balance Transferred In	\$ -	\$ -
Adjusted Cash Balance	\$ 499,256.41	\$ -
Ad Valorem Tax Apportioned To Year In Caption	\$ 166,017.58	\$ -
Sources of Revenue		
9000 Interest, Mortgage Tax	\$ -	\$ -
9100 Local Revenues	\$ -	\$ -
9200 State Revenues	\$ -	\$ -
9300 Federal Revenues	\$ -	\$ -
9400 Miscellaneous Revenues	\$ -	\$ -
9500 Special Assessments	\$ 373,462.86	\$ -
9600 Other Revenues	\$ -	\$ -
9700 School Revenues	\$ -	\$ -
All Other Non-Tax Revenues	\$ -	\$ -
Sales Tax and Sales Tax Interest	\$ -	\$ -
Cash Fund Balance Forward From Preceding Year	\$ -	\$ -
Prior Expenditures Recovered	\$ -	\$ -
TOTAL RECEIPTS	\$ 539,480.44	\$ -
TOTAL RECEIPTS AND BALANCE	\$ 1,038,736.85	\$ -
Warrants of Year in Caption	\$ 300,947.47	\$ -
Interest Paid Thereon	\$ -	\$ -
TOTAL DISBURSEMENTS	\$ 300,947.47	\$ -
CASH BALANCE JUNE 30, 2024	\$ 737,789.38	\$ -
Reserve for Warrants Outstanding	\$ -	\$ -
Reserve for Interest on Warrants	\$ -	\$ -
Reserves From Schedule 8	\$ -	\$ -
TOTAL LIABILITIES AND RESERVE	\$ -	\$ -
DEFICIT:	\$ -	\$ -
CASH BALANCE FORWARD TO NEXT YEAR	\$ 737,789.38	\$ -

Schedule 9: Excess Resale Fund Summary of Expenses				
Total for Expenses	Net Appropriations July 1, 2024	Warrants Issued	Reserves	Approved by County Excise Board
1100 Total Salaries	\$ -	\$ -	\$ -	\$ -
1200 Fringe Benefits	\$ -	\$ -	\$ -	\$ -
1300 Travel Related	\$ -	\$ -	\$ -	\$ -
2000 Total Maintenance & Operations	\$ 499,256.41	\$ 300,947.47	\$ -	\$ 198,308.94
4100 Total Machinery & Equipment, Capital Outlay	\$ -	\$ -	\$ -	\$ -
All Other Expenses	\$ -	\$ -	\$ -	\$ -
TOTAL EXPENDITURES 2023-24 FISCAL YEAR	\$ 499,256.41	\$ 300,947.47	\$ -	\$ 198,308.94

TAX REFUNDS COVERING THE PERIOD 7/1/2023 TO 6/30/2024
ESTIMATE OF NEEDS FOR 2024-2025

M-7408

TAX REFUNDS

Schedule 1: Current Balance Sheet - June 30, 2024	
ASSETS:	
Cash Balances	\$ 4,488.07
Investments	\$ -
TOTAL ASSETS	\$ 4,488.07
LIABILITIES AND RESERVES:	
Warrants Outstanding	\$ 10,082.07
Reserve for Interest on Warrants	\$ -
Reserves From Schedule 3	\$ -
TOTAL LIABILITIES AND RESERVES	\$ 10,082.07
CASH FUND BALANCE JUNE 30, 2024	\$ (5,594.00)
TOTAL LIABILITIES, RESERVES AND CASH FUND BALANCE	\$ 4,488.07

Schedule 5: Tax Refunds Fund Balance Sheet of Current and All Prior Years		
CURRENT AND ALL PRIOR YEARS	2023-24	PRE-2023
Cash Balance Reported to Excise Board June 30, 2023	\$ -	\$ 1,631.50
Opening Balance from Prior Year	\$ (4,926.00)	\$ (4,926.00)
Cash Fund Balance Transferred Out	\$ 31,151.33	\$ -
Cash Fund Balance Transferred In	\$ 126,139.54	\$ -
Adjusted Cash Balance	\$ 90,062.21	\$ 6,557.50
Ad Valorem Tax Apportioned To Year In Caption	\$ -	\$ -
Sources of Revenue		
9000 Interest, Mortgage Tax	\$ -	\$ -
9100 Local Revenues	\$ -	\$ -
9200 State Revenues	\$ -	\$ -
9300 Federal Revenues	\$ -	\$ -
9400 Miscellaneous Revenues	\$ -	\$ -
9500 Special Assessments	\$ -	\$ -
9600 Other Revenues	\$ -	\$ -
9700 School Revenues	\$ -	\$ -
All Other Non-Tax Revenues	\$ -	\$ -
Sales Tax and Sales Tax Interest	\$ -	\$ -
Cash Fund Balance Forward From Preceding Year	\$ -	\$ -
Prior Expenditures Recovered	\$ (600.00)	\$ -
TOTAL RECEIPTS	\$ (600.00)	\$ -
TOTAL RECEIPTS AND BALANCE	\$ 89,462.21	\$ 6,557.50
Warrants of Year in Caption	\$ 84,974.14	\$ 6,557.50
Interest Paid Thereon	\$ -	\$ -
TOTAL DISBURSEMENTS	\$ 84,974.14	\$ 6,557.50
CASH BALANCE JUNE 30, 2024	\$ 4,488.07	\$ -
Reserve for Warrants Outstanding	\$ 10,082.07	\$ -
Reserve for Interest on Warrants	\$ -	\$ -
Reserves From Schedule 8	\$ -	\$ -
TOTAL LIABILITIES AND RESERVE	\$ 10,082.07	\$ -
DEFICIT:	\$ (5,594.00)	\$ -
CASH BALANCE FORWARD TO NEXT YEAR	\$ -	\$ -

Schedule 9: Tax Refunds Fund Summary of Expenses				
Total for Expenses	Net Appropriations July 1, 2024	Warrants Issued	Reserves	Approved by County Excise Board
1100 Total Salaries	\$ -	\$ -	\$ -	\$ -
1200 Fringe Benefits	\$ -	\$ -	\$ -	\$ -
1300 Travel Related	\$ -	\$ -	\$ -	\$ -
2000 Total Maintenance & Operations	\$ 95,056.21	\$ 95,056.21	\$ -	\$ 0.00
4100 Total Machinery & Equipment, Capital Outlay	\$ -	\$ -	\$ -	\$ -
All Other Expenses	\$ -	\$ -	\$ -	\$ -
TOTAL EXPENDITURES 2023-24 FISCAL YEAR	\$ 95,056.21	\$ 95,056.21	\$ -	\$ 0.00

M-7410

PROTESTED TAX ASSIGNED BY COUNTY

Schedule 1: Current Balance Sheet - June 30, 2024	
ASSETS:	
Cash Balances	\$ 9,463.00
Investments	\$ -
TOTAL ASSETS	\$ 9,463.00
LIABILITIES AND RESERVES:	
Warrants Outstanding	\$ -
Reserve for Interest on Warrants	\$ -
Reserves From Schedule 3	\$ -
TOTAL LIABILITIES AND RESERVES	\$ -
CASH FUND BALANCE JUNE 30, 2024	\$ 9,463.00
TOTAL LIABILITIES, RESERVES AND CASH FUND BALANCE	\$ 9,463.00

Schedule 5: Protested Tax Assigned By County Fund Balance Sheet of Current and All Prior Years		
CURRENT AND ALL PRIOR YEARS	2023-24	PRE-2023
Cash Balance Reported to Excise Board June 30, 2023	\$ -	\$ 9,463.00
Opening Balance from Prior Year	\$ 9,463.00	\$ 9,463.00
Cash Fund Balance Transferred Out	\$ -	\$ -
Cash Fund Balance Transferred In	\$ -	\$ -
Adjusted Cash Balance	\$ 9,463.00	\$ -
Ad Valorem Tax Apportioned To Year In Caption	\$ -	\$ -
Sources of Revenue		
9000 Interest, Mortgage Tax	\$ -	\$ -
9100 Local Revenues	\$ -	\$ -
9200 State Revenues	\$ -	\$ -
9300 Federal Revenues	\$ -	\$ -
9400 Miscellaneous Revenues	\$ -	\$ -
9500 Special Assessments	\$ -	\$ -
9600 Other Revenues	\$ -	\$ -
9700 School Revenues	\$ -	\$ -
All Other Non-Tax Revenues	\$ -	\$ -
Sales Tax and Sales Tax Interest	\$ -	\$ -
Cash Fund Balance Forward From Preceding Year	\$ -	\$ -
Prior Expenditures Recovered	\$ -	\$ -
TOTAL RECEIPTS	\$ -	\$ -
TOTAL RECEIPTS AND BALANCE	\$ 9,463.00	\$ -
Warrants of Year in Caption	\$ -	\$ -
Interest Paid Thereon	\$ -	\$ -
TOTAL DISBURSEMENTS	\$ -	\$ -
CASH BALANCE JUNE 30, 2024	\$ 9,463.00	\$ -
Reserve for Warrants Outstanding	\$ -	\$ -
Reserve for Interest on Warrants	\$ -	\$ -
Reserves From Schedule 8	\$ -	\$ -
TOTAL LIABILITIES AND RESERVE	\$ -	\$ -
DEFICIT:	\$ -	\$ -
CASH BALANCE FORWARD TO NEXT YEAR	\$ 9,463.00	\$ -

Schedule 9: Protested Tax Assigned By County Fund Summary of Expenses				
Total for Expenses	Net Appropriations July 1, 2024	Warrants Issued	Reserves	Approved by County Excise Board
1100 Total Salaries	\$ -	\$ -	\$ -	\$ -
1200 Fringe Benefits	\$ -	\$ -	\$ -	\$ -
1300 Travel Related	\$ -	\$ -	\$ -	\$ -
2000 Total Maintenance & Operations	\$ -	\$ -	\$ -	\$ -
4100 Total Machinery & Equipment, Capital Outlay	\$ -	\$ -	\$ -	\$ -
All Other Expenses	\$ -	\$ -	\$ -	\$ -
TOTAL EXPENDITURES 2023-24 FISCAL YEAR	\$ -	\$ -	\$ -	\$ -

PROTESTED TAX ASSIGNED BY COUNTY COVERING THE PERIOD 7/1/2023 TO 6/30/2024
ESTIMATE OF NEEDS FOR 2024-2025

M-7412

PROTESTED TAX ASSIGNED BY COUNTY

Schedule 1: Current Balance Sheet - June 30, 2024	
ASSETS:	
Cash Balances	\$ 11,091.33
Investments	\$ -
TOTAL ASSETS	\$ 11,091.33
LIABILITIES AND RESERVES:	
Warrants Outstanding	\$ -
Reserve for Interest on Warrants	\$ -
Reserves From Schedule 3	\$ -
TOTAL LIABILITIES AND RESERVES	\$ -
CASH FUND BALANCE JUNE 30, 2024	\$ 11,091.33
TOTAL LIABILITIES, RESERVES AND CASH FUND BALANCE	\$ 11,091.33

Schedule 5: Protested Tax Assigned By County Fund Balance Sheet of Current and All Prior Years		
CURRENT AND ALL PRIOR YEARS	2023-24	PRE-2023
Cash Balance Reported to Excise Board June 30, 2023	\$ -	\$ -
Opening Balance from Prior Year	\$ -	\$ -
Cash Fund Balance Transferred Out	\$ -	\$ -
Cash Fund Balance Transferred In	\$ 11,091.33	\$ -
Adjusted Cash Balance	\$ 11,091.33	\$ -
Ad Valorem Tax Apportioned To Year In Caption	\$ -	\$ -
Sources of Revenue		
9000 Interest, Mortgage Tax	\$ -	\$ -
9100 Local Revenues	\$ -	\$ -
9200 State Revenues	\$ -	\$ -
9300 Federal Revenues	\$ -	\$ -
9400 Miscellaneous Revenues	\$ -	\$ -
9500 Special Assessments	\$ -	\$ -
9600 Other Revenues	\$ -	\$ -
9700 School Revenues	\$ -	\$ -
All Other Non-Tax Revenues	\$ -	\$ -
Sales Tax and Sales Tax Interest	\$ -	\$ -
Cash Fund Balance Forward From Preceding Year	\$ -	\$ -
Prior Expenditures Recovered	\$ -	\$ -
TOTAL RECEIPTS	\$ -	\$ -
TOTAL RECEIPTS AND BALANCE	\$ 11,091.33	\$ -
Warrants of Year in Caption	\$ -	\$ -
Interest Paid Thereon	\$ -	\$ -
TOTAL DISBURSEMENTS	\$ -	\$ -
CASH BALANCE JUNE 30, 2024	\$ 11,091.33	\$ -
Reserve for Warrants Outstanding	\$ -	\$ -
Reserve for Interest on Warrants	\$ -	\$ -
Reserves From Schedule 8	\$ -	\$ -
TOTAL LIABILITIES AND RESERVE	\$ -	\$ -
DEFICIT:	\$ -	\$ -
CASH BALANCE FORWARD TO NEXT YEAR	\$ 11,091.33	\$ -

Schedule 9: Protested Tax Assigned By County Fund Summary of Expenses				
Total for Expenses	Net Appropriations July 1, 2024	Warrants Issued	Reserves	Approved by County Excise Board
1100 Total Salaries	\$ -	\$ -	\$ -	\$ -
1200 Fringe Benefits	\$ -	\$ -	\$ -	\$ -
1300 Travel Related	\$ -	\$ -	\$ -	\$ -
2000 Total Maintenance & Operations	\$ -	\$ -	\$ -	\$ -
4100 Total Machinery & Equipment, Capital Outlay	\$ -	\$ -	\$ -	\$ -
All Other Expenses	\$ -	\$ -	\$ -	\$ -
TOTAL EXPENDITURES 2023-24 FISCAL YEAR	\$ -	\$ -	\$ -	\$ -

M-7424

PROTESTED TAX ASSIGNED BY COUNTY

Schedule 1: Current Balance Sheet - June 30, 2024	
ASSETS:	
Cash Balances	\$ 13.46
Investments	\$ -
TOTAL ASSETS	\$ 13.46
LIABILITIES AND RESERVES:	
Warrants Outstanding	\$ -
Reserve for Interest on Warrants	\$ -
Reserves From Schedule 3	\$ -
TOTAL LIABILITIES AND RESERVES	\$ -
CASH FUND BALANCE JUNE 30, 2024	\$ 13.46
TOTAL LIABILITIES, RESERVES AND CASH FUND BALANCE	\$ 13.46

Schedule 5: Protested Tax Assigned By County Fund Balance Sheet of Current and All Prior Years		
CURRENT AND ALL PRIOR YEARS	2023-24	PRE-2023
Cash Balance Reported to Excise Board June 30, 2023	\$ -	\$ 3.98
Opening Balance from Prior Year	\$ 3.98	\$ 3.98
Cash Fund Balance Transferred Out	\$ -	\$ -
Cash Fund Balance Transferred In	\$ -	\$ -
Adjusted Cash Balance	\$ 3.98	\$ -
Ad Valorem Tax Apportioned To Year In Caption	\$ -	\$ -
Sources of Revenue		
9000 Interest, Mortgage Tax	\$ 9.48	\$ -
9100 Local Revenues	\$ -	\$ -
9200 State Revenues	\$ -	\$ -
9300 Federal Revenues	\$ -	\$ -
9400 Miscellaneous Revenues	\$ -	\$ -
9500 Special Assessments	\$ -	\$ -
9600 Other Revenues	\$ -	\$ -
9700 School Revenues	\$ -	\$ -
All Other Non-Tax Revenues	\$ -	\$ -
Sales Tax and Sales Tax Interest	\$ -	\$ -
Cash Fund Balance Forward From Preceding Year	\$ -	\$ -
Prior Expenditures Recovered	\$ -	\$ -
TOTAL RECEIPTS	\$ 9.48	\$ -
TOTAL RECEIPTS AND BALANCE	\$ 13.46	\$ -
Warrants of Year in Caption	\$ -	\$ -
Interest Paid Thereon	\$ -	\$ -
TOTAL DISBURSEMENTS	\$ -	\$ -
CASH BALANCE JUNE 30, 2024	\$ 13.46	\$ -
Reserve for Warrants Outstanding	\$ -	\$ -
Reserve for Interest on Warrants	\$ -	\$ -
Reserves From Schedule 8	\$ -	\$ -
TOTAL LIABILITES AND RESERVE	\$ -	\$ -
DEFICIT:	\$ -	\$ -
CASH BALANCE FORWARD TO NEXT YEAR	\$ 13.46	\$ -

Schedule 9: Protested Tax Assigned By County Fund Summary of Expenses				
Total for Expenses	Net Appropriations July 1, 2024	Warrants Issued	Reserves	Approved by County Excise Board
1100 Total Salaries	\$ -	\$ -	\$ -	\$ -
1200 Fringe Benefits	\$ -	\$ -	\$ -	\$ -
1300 Travel Related	\$ -	\$ -	\$ -	\$ -
2000 Total Maintenance & Operations	\$ -	\$ -	\$ -	\$ -
4100 Total Machinery & Equipment, Capital Outlay	\$ -	\$ -	\$ -	\$ -
All Other Expenses	\$ -	\$ -	\$ -	\$ -
TOTAL EXPENDITURES 2023-24 FISCAL YEAR	\$ -	\$ -	\$ -	\$ -

PROTESTED TAX ASSIGNED BY COUNTY COVERING THE PERIOD 7/1/2023 TO 6/30/2024
ESTIMATE OF NEEDS FOR 2024-2025

M-7425

PROTESTED TAX ASSIGNED BY COUNTY

Schedule 1: Current Balance Sheet - June 30, 2024	
ASSETS:	
Cash Balances	\$ 4.49
Investments	\$ -
TOTAL ASSETS	\$ 4.49
LIABILITIES AND RESERVES:	
Warrants Outstanding	\$ -
Reserve for Interest on Warrants	\$ -
Reserves From Schedule 3	\$ -
TOTAL LIABILITIES AND RESERVES	\$ -
CASH FUND BALANCE JUNE 30, 2024	\$ 4.49
TOTAL LIABILITIES, RESERVES AND CASH FUND BALANCE	\$ 4.49

Schedule 5: Protested Tax Assigned By County Fund Balance Sheet of Current and All Prior Years		
CURRENT AND ALL PRIOR YEARS	2023-24	PRE-2023
Cash Balance Reported to Excise Board June 30, 2023	\$ -	\$ -
Opening Balance from Prior Year	\$ -	\$ -
Cash Fund Balance Transferred Out	\$ -	\$ -
Cash Fund Balance Transferred In	\$ -	\$ -
Adjusted Cash Balance	\$ -	\$ -
Ad Valorem Tax Apportioned To Year In Caption	\$ -	\$ -
Sources of Revenue		
9000 Interest, Mortgage Tax	\$ 4.49	\$ -
9100 Local Revenues	\$ -	\$ -
9200 State Revenues	\$ -	\$ -
9300 Federal Revenues	\$ -	\$ -
9400 Miscellaneous Revenues	\$ -	\$ -
9500 Special Assessments	\$ -	\$ -
9600 Other Revenues	\$ -	\$ -
9700 School Revenues	\$ -	\$ -
All Other Non-Tax Revenues	\$ -	\$ -
Sales Tax and Sales Tax Interest	\$ -	\$ -
Cash Fund Balance Forward From Preceding Year	\$ -	\$ -
Prior Expenditures Recovered	\$ -	\$ -
TOTAL RECEIPTS	\$ 4.49	\$ -
TOTAL RECEIPTS AND BALANCE	\$ 4.49	\$ -
Warrants of Year in Caption	\$ -	\$ -
Interest Paid Thereon	\$ -	\$ -
TOTAL DISBURSEMENTS	\$ -	\$ -
CASH BALANCE JUNE 30, 2024	\$ 4.49	\$ -
Reserve for Warrants Outstanding	\$ -	\$ -
Reserve for Interest on Warrants	\$ -	\$ -
Reserves From Schedule 8	\$ -	\$ -
TOTAL LIABILITIES AND RESERVE	\$ -	\$ -
DEFICIT:	\$ -	\$ -
CASH BALANCE FORWARD TO NEXT YEAR	\$ 4.49	\$ -

Schedule 9: Protested Tax Assigned By County Fund Summary of Expenses				
Total for Expenses	Net Appropriations July 1, 2024	Warrants Issued	Reserves	Approved by County Excise Board
1100 Total Salaries	\$ -	\$ -	\$ -	\$ -
1200 Fringe Benefits	\$ -	\$ -	\$ -	\$ -
1300 Travel Related	\$ -	\$ -	\$ -	\$ -
2000 Total Maintenance & Operations	\$ -	\$ -	\$ -	\$ -
4100 Total Machinery & Equipment, Capital Outlay	\$ -	\$ -	\$ -	\$ -
All Other Expenses	\$ -	\$ -	\$ -	\$ -
TOTAL EXPENDITURES 2023-24 FISCAL YEAR	\$ -	\$ -	\$ -	\$ -

SCHOOLS ASSIGNED BY COUNTY COVERING THE PERIOD 7/1/2023 TO 6/30/2024
ESTIMATE OF NEEDS FOR 2024-2025

Page 71

M-7500

SCHOOLS ASSIGNED BY COUNTY

Schedule 1: Current Balance Sheet - June 30, 2024	
ASSETS:	
Cash Balances	\$ 837,167.65
Investments	\$ -
TOTAL ASSETS	\$ 837,167.65
LIABILITIES AND RESERVES:	
Warrants Outstanding	\$ -
Reserve for Interest on Warrants	\$ -
Reserves From Schedule 3	\$ -
TOTAL LIABILITIES AND RESERVES	\$ -
CASH FUND BALANCE JUNE 30, 2024	\$ 837,167.65
TOTAL LIABILITIES, RESERVES AND CASH FUND BALANCE	\$ 837,167.65

Schedule 5: Schools Assigned By County Fund Balance Sheet of Current and All Prior Years		
CURRENT AND ALL PRIOR YEARS	2023-24	PRE-2023
Cash Balance Reported to Excise Board June 30, 2023	\$ -	\$ 980,173.70
Opening Balance from Prior Year	\$ 980,173.70	\$ 980,173.70
Cash Fund Balance Transferred Out	\$ 46,809.75	\$ -
Cash Fund Balance Transferred In	\$ -	\$ -
Adjusted Cash Balance	\$ 933,363.95	\$ -
Ad Valorem Tax Apportioned To Year In Caption	\$ 588,194.49	\$ -
Sources of Revenue		
9000 Interest, Mortgage Tax	\$ 9,004.54	\$ -
9100 Local Revenues	\$ 261.79	\$ -
9200 State Revenues	\$ -	\$ -
9300 Federal Revenues	\$ -	\$ -
9400 Miscellaneous Revenues	\$ 4,152.75	\$ -
9500 Special Assessments	\$ -	\$ -
9600 Other Revenues	\$ -	\$ -
9700 School Revenues	\$ 2,746,418.29	\$ -
All Other Non-Tax Revenues	\$ -	\$ -
Sales Tax and Sales Tax Interest	\$ -	\$ -
Cash Fund Balance Forward From Preceding Year	\$ -	\$ -
Prior Expenditures Recovered	\$ (3,444,228.16)	\$ -
TOTAL RECEIPTS	\$ (96,196.30)	\$ -
TOTAL RECEIPTS AND BALANCE	\$ 837,167.65	\$ -
Warrants of Year in Caption	\$ -	\$ -
Interest Paid Thereon	\$ -	\$ -
TOTAL DISBURSEMENTS	\$ -	\$ -
CASH BALANCE JUNE 30, 2024	\$ 837,167.65	\$ -
Reserve for Warrants Outstanding	\$ -	\$ -
Reserve for Interest on Warrants	\$ -	\$ -
Reserves From Schedule 8	\$ -	\$ -
TOTAL LIABILITIES AND RESERVE	\$ -	\$ -
DEFICIT:	\$ -	\$ -
CASH BALANCE FORWARD TO NEXT YEAR	\$ 837,167.65	\$ -

Schedule 9: Schools Assigned By County Fund Summary of Expenses				
Total for Expenses	Net Appropriations July 1, 2024	Warrants Issued	Reserves	Approved by County Excise Board
1100 Total Salaries	\$ -	\$ -	\$ -	\$ -
1200 Fringe Benefits	\$ -	\$ -	\$ -	\$ -
1300 Travel Related	\$ -	\$ -	\$ -	\$ -
2000 Total Maintenance & Operations	\$ -	\$ -	\$ -	\$ -
4100 Total Machinery & Equipment, Capital Outlay	\$ -	\$ -	\$ -	\$ -
All Other Expenses	\$ -	\$ -	\$ -	\$ -
TOTAL EXPENDITURES 2023-24 FISCAL YEAR	\$ -	\$ -	\$ -	\$ -

COMMUNITY SERVICE SENTENCING PROGRAM COVERING THE PERIOD 7/1/2023 TO 6/30/2024
ESTIMATE OF NEEDS FOR 2024-2025

M-7509

COMMUNITY SERVICE SENTENCING PROGRAM

Schedule 1: Current Balance Sheet - June 30, 2024

ASSETS:	
Cash Balances	\$ (158,401.88)
Investments	\$ -
TOTAL ASSETS	\$ (158,401.88)
LIABILITIES AND RESERVES:	
Warrants Outstanding	\$ -
Reserve for Interest on Warrants	\$ -
Reserves From Schedule 3	\$ -
TOTAL LIABILITIES AND RESERVES	\$ -
CASH FUND BALANCE JUNE 30, 2024	\$ (158,401.88)
TOTAL LIABILITIES, RESERVES AND CASH FUND BALANCE	\$ (158,401.88)

Schedule 5: Community Service Sentencing Program Fund Balance Sheet of Current and All Prior Years

CURRENT AND ALL PRIOR YEARS	2023-24	PRE-2023
Cash Balance Reported to Excise Board June 30, 2023	\$ -	\$ 70,513.49
Opening Balance from Prior Year	\$ 70,513.49	\$ 70,513.49
Cash Fund Balance Transferred Out	\$ 946,524.53	\$ -
Cash Fund Balance Transferred In	\$ 46,809.75	\$ -
Adjusted Cash Balance	\$ (829,201.29)	\$ -
Ad Valorem Tax Apportioned To Year In Caption	\$ 76,119.94	\$ -
Sources of Revenue		
9000 Interest, Mortgage Tax	\$ -	\$ -
9100 Local Revenues	\$ -	\$ -
9200 State Revenues	\$ -	\$ -
9300 Federal Revenues	\$ -	\$ -
9400 Miscellaneous Revenues	\$ -	\$ -
9500 Special Assessments	\$ -	\$ -
9600 Other Revenues	\$ -	\$ -
9700 School Revenues	\$ 594,679.47	\$ -
All Other Non-Tax Revenues	\$ -	\$ -
Sales Tax and Sales Tax Interest	\$ -	\$ -
Cash Fund Balance Forward From Preceding Year	\$ -	\$ -
Prior Expenditures Recovered	\$ -	\$ -
TOTAL RECEIPTS	\$ 670,799.41	\$ -
TOTAL RECEIPTS AND BALANCE	\$ (158,401.88)	\$ -
Warrants of Year in Caption	\$ -	\$ -
Interest Paid Thereon	\$ -	\$ -
TOTAL DISBURSEMENTS	\$ -	\$ -
CASH BALANCE JUNE 30, 2024	\$ (158,401.88)	\$ -
Reserve for Warrants Outstanding	\$ -	\$ -
Reserve for Interest on Warrants	\$ -	\$ -
Reserves From Schedule 8	\$ -	\$ -
TOTAL LIABILITIES AND RESERVE	\$ -	\$ -
DEFICIT:	\$ (158,401.88)	\$ -
CASH BALANCE FORWARD TO NEXT YEAR	\$ -	\$ -

Schedule 9: Community Service Sentencing Program Fund Summary of Expenses

Total for Expenses	Net Appropriations July 1, 2024	Warrants Issued	Reserves	Approved by County Excise Board
1100 Total Salaries	\$ -	\$ -	\$ -	\$ -
1200 Fringe Benefits	\$ -	\$ -	\$ -	\$ -
1300 Travel Related	\$ -	\$ -	\$ -	\$ -
2000 Total Maintenance & Operations	\$ -	\$ -	\$ -	\$ -
4100 Total Machinery & Equipment, Capital Outlay	\$ -	\$ -	\$ -	\$ -
All Other Expenses	\$ -	\$ -	\$ -	\$ -
TOTAL EXPENDITURES 2023-24 FISCAL YEAR	\$ -	\$ -	\$ -	\$ -

M-7510

CITIES AND TOWNS

Schedule 1: Current Balance Sheet - June 30, 2024	
ASSETS:	
Cash Balances	\$ 107,735.69
Investments	\$ -
TOTAL ASSETS	\$ 107,735.69
LIABILITIES AND RESERVES:	
Warrants Outstanding	\$ -
Reserve for Interest on Warrants	\$ -
Reserves From Schedule 3	\$ -
TOTAL LIABILITIES AND RESERVES	\$ -
CASH FUND BALANCE JUNE 30, 2024	\$ 107,735.69
TOTAL LIABILITIES, RESERVES AND CASH FUND BALANCE	\$ 107,735.69

Schedule 5: Cities And Towns Fund Balance Sheet of Current and All Prior Years		
CURRENT AND ALL PRIOR YEARS	2023-24	PRE-2023
Cash Balance Reported to Excise Board June 30, 2023	\$ -	\$ 103,794.32
Opening Balance from Prior Year	\$ 103,794.32	\$ 103,794.32
Cash Fund Balance Transferred Out	\$ 205,074.52	\$ -
Cash Fund Balance Transferred In	\$ -	\$ -
Adjusted Cash Balance	\$ (101,280.20)	\$ -
Ad Valorem Tax Apportioned To Year In Caption	\$ -	\$ -
Sources of Revenue		
9000 Interest, Mortgage Tax	\$ -	\$ -
9100 Local Revenues	\$ -	\$ -
9200 State Revenues	\$ -	\$ -
9300 Federal Revenues	\$ -	\$ -
9400 Miscellaneous Revenues	\$ -	\$ -
9500 Special Assessments	\$ -	\$ -
9600 Other Revenues	\$ -	\$ -
9700 School Revenues	\$ 209,015.89	\$ -
All Other Non-Tax Revenues	\$ -	\$ -
Sales Tax and Sales Tax Interest	\$ -	\$ -
Cash Fund Balance Forward From Preceding Year	\$ -	\$ -
Prior Expenditures Recovered	\$ -	\$ -
TOTAL RECEIPTS	\$ 209,015.89	\$ -
TOTAL RECEIPTS AND BALANCE	\$ 107,735.69	\$ -
Warrants of Year in Caption	\$ -	\$ -
Interest Paid Thereon	\$ -	\$ -
TOTAL DISBURSEMENTS	\$ -	\$ -
CASH BALANCE JUNE 30, 2024	\$ 107,735.69	\$ -
Reserve for Warrants Outstanding	\$ -	\$ -
Reserve for Interest on Warrants	\$ -	\$ -
Reserves From Schedule 8	\$ -	\$ -
TOTAL LIABILITIES AND RESERVE	\$ -	\$ -
DEFICIT:	\$ -	\$ -
CASH BALANCE FORWARD TO NEXT YEAR	\$ 107,735.69	\$ -

Schedule 9: Cities And Towns Fund Summary of Expenses				
Total for Expenses	Net Appropriations July 1, 2024	Warrants Issued	Reserves	Approved by County Excise Board
1100 Total Salaries	\$ -	\$ -	\$ -	\$ -
1200 Fringe Benefits	\$ -	\$ -	\$ -	\$ -
1300 Travel Related	\$ -	\$ -	\$ -	\$ -
2000 Total Maintenance & Operations	\$ -	\$ -	\$ -	\$ -
4100 Total Machinery & Equipment, Capital Outlay	\$ -	\$ -	\$ -	\$ -
All Other Expenses	\$ -	\$ -	\$ -	\$ -
TOTAL EXPENDITURES 2023-24 FISCAL YEAR	\$ -	\$ -	\$ -	\$ -

SPECIAL REVENUE COUNTY ASSIGNED COVERING THE PERIOD 7/1/2023 TO 6/30/2024
ESTIMATE OF NEEDS FOR 2024-2025

M-7514

SPECIAL REVENUE COUNTY ASSIGNED

Schedule 1: Current Balance Sheet - June 30, 2024	
ASSETS:	
Cash Balances	\$ 643,359.55
Investments	\$ -
TOTAL ASSETS	\$ 643,359.55
LIABILITIES AND RESERVES:	
Warrants Outstanding	\$ -
Reserve for Interest on Warrants	\$ -
Reserves From Schedule 3	\$ -
TOTAL LIABILITIES AND RESERVES	\$ -
CASH FUND BALANCE JUNE 30, 2024	\$ 643,359.55
TOTAL LIABILITIES, RESERVES AND CASH FUND BALANCE	\$ 643,359.55

Schedule 5: Special Revenue County Assigned Fund Balance Sheet of Current and All Prior Years		
CURRENT AND ALL PRIOR YEARS	2023-24	PRE-2023
Cash Balance Reported to Excise Board June 30, 2023	\$ -	\$ 501,228.55
Opening Balance from Prior Year	\$ 501,228.55	\$ 501,228.55
Cash Fund Balance Transferred Out	\$ 358,956.00	\$ -
Cash Fund Balance Transferred In	\$ -	\$ -
Adjusted Cash Balance	\$ 142,272.55	\$ -
Ad Valorem Tax Apportioned To Year In Caption	\$ -	\$ -
Sources of Revenue		
9000 Interest, Mortgage Tax	\$ 54.21	\$ -
9100 Local Revenues	\$ -	\$ -
9200 State Revenues	\$ -	\$ -
9300 Federal Revenues	\$ -	\$ -
9400 Miscellaneous Revenues	\$ -	\$ -
9500 Special Assessments	\$ -	\$ -
9600 Other Revenues	\$ -	\$ -
9700 School Revenues	\$ 501,032.79	\$ -
All Other Non-Tax Revenues	\$ -	\$ -
Sales Tax and Sales Tax Interest	\$ -	\$ -
Cash Fund Balance Forward From Preceding Year	\$ -	\$ -
Prior Expenditures Recovered	\$ -	\$ -
TOTAL RECEIPTS	\$ 501,087.00	\$ -
TOTAL RECEIPTS AND BALANCE	\$ 643,359.55	\$ -
Warrants of Year in Caption	\$ -	\$ -
Interest Paid Thereon	\$ -	\$ -
TOTAL DISBURSEMENTS	\$ -	\$ -
CASH BALANCE JUNE 30, 2024	\$ 643,359.55	\$ -
Reserve for Warrants Outstanding	\$ -	\$ -
Reserve for Interest on Warrants	\$ -	\$ -
Reserves From Schedule 8	\$ -	\$ -
TOTAL LIABILITIES AND RESERVE	\$ -	\$ -
DEFICIT:	\$ -	\$ -
CASH BALANCE FORWARD TO NEXT YEAR	\$ 643,359.55	\$ -

Schedule 9: Special Revenue County Assigned Fund Summary of Expenses				
Total for Expenses	Net Appropriations July 1, 2024	Warrants Issued	Reserves	Approved by County Excise Board
1100 Total Salaries	\$ -	\$ -	\$ -	\$ -
1200 Fringe Benefits	\$ -	\$ -	\$ -	\$ -
1300 Travel Related	\$ -	\$ -	\$ -	\$ -
2000 Total Maintenance & Operations	\$ -	\$ -	\$ -	\$ -
4100 Total Machinery & Equipment, Capital Outlay	\$ -	\$ -	\$ -	\$ -
All Other Expenses	\$ -	\$ -	\$ -	\$ -
TOTAL EXPENDITURES 2023-24 FISCAL YEAR	\$ -	\$ -	\$ -	\$ -

M-7515

Schedule 1: Current Balance Sheet - June 30, 2024	
ASSETS:	
Cash Balances	\$ 260,892.03
Investments	\$ -
TOTAL ASSETS	\$ 260,892.03
LIABILITIES AND RESERVES:	
Warrants Outstanding	\$ -
Reserve for Interest on Warrants	\$ -
Reserves From Schedule 3	\$ -
TOTAL LIABILITIES AND RESERVES	\$ -
CASH FUND BALANCE JUNE 30, 2024	\$ 260,892.03
TOTAL LIABILITIES, RESERVES AND CASH FUND BALANCE	\$ 260,892.03

Schedule 5: Fund Balance Sheet of Current and All Prior Years		
CURRENT AND ALL PRIOR YEARS	2023-24	PRE-2023
Cash Balance Reported to Excise Board June 30, 2023	\$ -	\$ 263,631.59
Opening Balance from Prior Year	\$ 263,631.59	\$ 263,631.59
Cash Fund Balance Transferred Out	\$ 265,000.00	\$ -
Cash Fund Balance Transferred In	\$ -	\$ -
Adjusted Cash Balance	\$ (1,368.41)	\$ -
Ad Valorem Tax Apportioned To Year In Caption	\$ 262,091.00	\$ -
Sources of Revenue		
9000 Interest, Mortgage Tax	\$ -	\$ -
9100 Local Revenues	\$ -	\$ -
9200 State Revenues	\$ -	\$ -
9300 Federal Revenues	\$ -	\$ -
9400 Miscellaneous Revenues	\$ -	\$ -
9500 Special Assessments	\$ -	\$ -
9600 Other Revenues	\$ -	\$ -
9700 School Revenues	\$ 169.44	\$ -
All Other Non-Tax Revenues	\$ -	\$ -
Sales Tax and Sales Tax Interest	\$ -	\$ -
Cash Fund Balance Forward From Preceding Year	\$ -	\$ -
Prior Expenditures Recovered	\$ -	\$ -
TOTAL RECEIPTS	\$ 262,260.44	\$ -
TOTAL RECEIPTS AND BALANCE	\$ 260,892.03	\$ -
Warrants of Year in Caption	\$ -	\$ -
Interest Paid Thereon	\$ -	\$ -
TOTAL DISBURSEMENTS	\$ -	\$ -
CASH BALANCE JUNE 30, 2024	\$ 260,892.03	\$ -
Reserve for Warrants Outstanding	\$ -	\$ -
Reserve for Interest on Warrants	\$ -	\$ -
Reserves From Schedule 8	\$ -	\$ -
TOTAL LIABILITES AND RESERVE	\$ -	\$ -
DEFICIT:	\$ -	\$ -
CASH BALANCE FORWARD TO NEXT YEAR	\$ 260,892.03	\$ -

Schedule 9: Fund Summary of Expenses				
Total for Expenses	Net Appropriations July 1, 2024	Warrants Issued	Reserves	Approved by County Excise Board
1100 Total Salaries	\$ -	\$ -	\$ -	\$ -
1200 Fringe Benefits	\$ -	\$ -	\$ -	\$ -
1300 Travel Related	\$ -	\$ -	\$ -	\$ -
2000 Total Maintenance & Operations	\$ -	\$ -	\$ -	\$ -
4100 Total Machinery & Equipment, Capital Outlay	\$ -	\$ -	\$ -	\$ -
All Other Expenses	\$ -	\$ -	\$ -	\$ -
TOTAL EXPENDITURES 2023-24 FISCAL YEAR	\$ -	\$ -	\$ -	\$ -

INDEPENDENT SCHOOL REMIT COVERING THE PERIOD 7/1/2023 TO 6/30/2024
ESTIMATE OF NEEDS FOR 2024-2025

M-7702

INDEPENDENT SCHOOL REMIT

Schedule 1: Current Balance Sheet - June 30, 2024	
ASSETS:	
Cash Balances	\$ 477,038.33
Investments	\$ -
TOTAL ASSETS	\$ 477,038.33
LIABILITIES AND RESERVES:	
Warrants Outstanding	\$ -
Reserve for Interest on Warrants	\$ -
Reserves From Schedule 3	\$ -
TOTAL LIABILITIES AND RESERVES	\$ -
CASH FUND BALANCE JUNE 30, 2024	\$ 477,038.33
TOTAL LIABILITIES, RESERVES AND CASH FUND BALANCE	\$ 477,038.33

Schedule 5: Independent School Remit Fund Balance Sheet of Current and All Prior Years		
CURRENT AND ALL PRIOR YEARS	2023-24	PRE-2023
Cash Balance Reported to Excise Board June 30, 2023	\$ -	\$ 379,866.39
Opening Balance from Prior Year	\$ 379,866.39	\$ 379,866.39
Cash Fund Balance Transferred Out	\$ 58,364,065.56	\$ -
Cash Fund Balance Transferred In	\$ -	\$ -
Adjusted Cash Balance	\$ (57,984,199.17)	\$ -
Ad Valorem Tax Apportioned To Year In Caption	\$ 57,669,152.28	\$ -
Sources of Revenue		
9000 Interest, Mortgage Tax	\$ 530,740.59	\$ -
9100 Local Revenues	\$ 15,497.37	\$ -
9200 State Revenues	\$ -	\$ -
9300 Federal Revenues	\$ -	\$ -
9400 Miscellaneous Revenues	\$ 245,847.26	\$ -
9500 Special Assessments	\$ -	\$ -
9600 Other Revenues	\$ -	\$ -
9700 School Revenues	\$ -	\$ -
All Other Non-Tax Revenues	\$ -	\$ -
Sales Tax and Sales Tax Interest	\$ -	\$ -
Cash Fund Balance Forward From Preceding Year	\$ -	\$ -
Prior Expenditures Recovered	\$ -	\$ -
TOTAL RECEIPTS	\$ 58,461,237.50	\$ -
TOTAL RECEIPTS AND BALANCE	\$ 477,038.33	\$ -
Warrants of Year in Caption	\$ -	\$ -
Interest Paid Thereon	\$ -	\$ -
TOTAL DISBURSEMENTS	\$ -	\$ -
CASH BALANCE JUNE 30, 2024	\$ 477,038.33	\$ -
Reserve for Warrants Outstanding	\$ -	\$ 60,515.87
Reserve for Interest on Warrants	\$ -	\$ -
Reserves From Schedule 8	\$ -	\$ -
TOTAL LIABILITIES AND RESERVE	\$ -	\$ 60,515.87
DEFICIT:	\$ -	\$ (60,515.87)
CASH BALANCE FORWARD TO NEXT YEAR	\$ 477,038.33	\$ -

Schedule 9: Independent School Remit Fund Summary of Expenses				
Total for Expenses	Net Appropriations July 1, 2024	Warrants Issued	Reserves	Approved by County Excise Board
1100 Total Salaries	\$ -	\$ -	\$ -	\$ -
1200 Fringe Benefits	\$ -	\$ -	\$ -	\$ -
1300 Travel Related	\$ -	\$ -	\$ -	\$ -
2000 Total Maintenance & Operations	\$ -	\$ -	\$ -	\$ -
4100 Total Machinery & Equipment, Capital Outlay	\$ -	\$ -	\$ -	\$ -
All Other Expenses	\$ -	\$ -	\$ -	\$ -
TOTAL EXPENDITURES 2023-24 FISCAL YEAR	\$ -	\$ -	\$ -	\$ -

MUNICIPAL-CITY-TOWN REMIT COVERING THE PERIOD 7/1/2023 TO 6/30/2024
ESTIMATE OF NEEDS FOR 2024-2025

Page 77

M-7703

MUNICIPAL-CITY-TOWN REMIT

Schedule 1: Current Balance Sheet - June 30, 2024	
ASSETS:	
Cash Balances	\$ 199,966.48
Investments	\$ -
TOTAL ASSETS	\$ 199,966.48
LIABILITIES AND RESERVES:	
Warrants Outstanding	\$ -
Reserve for Interest on Warrants	\$ -
Reserves From Schedule 3	\$ -
TOTAL LIABILITIES AND RESERVES	\$ -
CASH FUND BALANCE JUNE 30, 2024	\$ 199,966.48
TOTAL LIABILITIES, RESERVES AND CASH FUND BALANCE	\$ 199,966.48

Schedule 5: Municipal-City-Town Remit Fund Balance Sheet of Current and All Prior Years		
CURRENT AND ALL PRIOR YEARS	2023-24	PRE-2023
Cash Balance Reported to Excise Board June 30, 2023	\$ -	\$ 196,994.51
Opening Balance from Prior Year	\$ 196,994.51	\$ 196,994.51
Cash Fund Balance Transferred Out	\$ 7,390,718.79	\$ -
Cash Fund Balance Transferred In	\$ -	\$ -
Adjusted Cash Balance	\$ (7,193,724.28)	\$ -
Ad Valorem Tax Apportioned To Year In Caption	\$ 5,686,007.29	\$ -
Sources of Revenue		
9000 Interest, Mortgage Tax	\$ -	\$ -
9100 Local Revenues	\$ -	\$ -
9200 State Revenues	\$ 1,277,079.06	\$ -
9300 Federal Revenues	\$ -	\$ -
9400 Miscellaneous Revenues	\$ 249,999.99	\$ -
9500 Special Assessments	\$ 180,604.42	\$ -
9600 Other Revenues	\$ -	\$ -
9700 School Revenues	\$ -	\$ -
All Other Non-Tax Revenues	\$ -	\$ -
Sales Tax and Sales Tax Interest	\$ -	\$ -
Cash Fund Balance Forward From Preceding Year	\$ -	\$ -
Prior Expenditures Recovered	\$ -	\$ -
TOTAL RECEIPTS	\$ 7,393,690.76	\$ -
TOTAL RECEIPTS AND BALANCE	\$ 199,966.48	\$ -
Warrants of Year in Caption	\$ -	\$ -
Interest Paid Thereon	\$ -	\$ -
TOTAL DISBURSEMENTS	\$ -	\$ -
CASH BALANCE JUNE 30, 2024	\$ 199,966.48	\$ -
Reserve for Warrants Outstanding	\$ -	\$ -
Reserve for Interest on Warrants	\$ -	\$ -
Reserves From Schedule 8	\$ -	\$ -
TOTAL LIABILITIES AND RESERVE	\$ -	\$ -
DEFICIT:	\$ -	\$ -
CASH BALANCE FORWARD TO NEXT YEAR	\$ 199,966.48	\$ -

Schedule 9: Municipal-City-Town Remit Fund Summary of Expenses				
Total for Expenses	Net Appropriations July 1, 2024	Warrants Issued	Reserves	Approved by County Excise Board
1100 Total Salaries	\$ -	\$ -	\$ -	\$ -
1200 Fringe Benefits	\$ -	\$ -	\$ -	\$ -
1300 Travel Related	\$ -	\$ -	\$ -	\$ -
2000 Total Maintenance & Operations	\$ -	\$ -	\$ -	\$ -
4100 Total Machinery & Equipment, Capital Outlay	\$ -	\$ -	\$ -	\$ -
All Other Expenses	\$ -	\$ -	\$ -	\$ -
TOTAL EXPENDITURES 2023-24 FISCAL YEAR	\$ -	\$ -	\$ -	\$ -

CAREER TECH REMIT COVERING THE PERIOD 7/1/2023 TO 6/30/2024
ESTIMATE OF NEEDS FOR 2024-2025

M-7706

CAREER TECH REMIT

Schedule 1: Current Balance Sheet - June 30, 2024	
ASSETS:	
Cash Balances	\$ 85,072.66
Investments	\$ -
TOTAL ASSETS	\$ 85,072.66
LIABILITIES AND RESERVES:	
Warrants Outstanding	\$ -
Reserve for Interest on Warrants	\$ -
Reserves From Schedule 3	\$ -
TOTAL LIABILITIES AND RESERVES	\$ -
CASH FUND BALANCE JUNE 30, 2024	\$ 85,072.66
TOTAL LIABILITIES, RESERVES AND CASH FUND BALANCE	\$ 85,072.66

Schedule 5: Career Tech Remit Fund Balance Sheet of Current and All Prior Years		
CURRENT AND ALL PRIOR YEARS	2023-24	PRE-2023
Cash Balance Reported to Excise Board June 30, 2023	\$ -	\$ 90,494.14
Opening Balance from Prior Year	\$ 90,494.14	\$ 90,494.14
Cash Fund Balance Transferred Out	\$ 12,594,002.26	\$ -
Cash Fund Balance Transferred In	\$ -	\$ -
Adjusted Cash Balance	\$ (12,503,508.12)	\$ -
Ad Valorem Tax Apportioned To Year In Caption	\$ 12,587,603.62	\$ -
Sources of Revenue		
9000 Interest, Mortgage Tax	\$ 977.16	\$ -
9100 Local Revenues	\$ -	\$ -
9200 State Revenues	\$ -	\$ -
9300 Federal Revenues	\$ -	\$ -
9400 Miscellaneous Revenues	\$ -	\$ -
9500 Special Assessments	\$ -	\$ -
9600 Other Revenues	\$ -	\$ -
9700 School Revenues	\$ -	\$ -
All Other Non-Tax Revenues	\$ -	\$ -
Sales Tax and Sales Tax Interest	\$ -	\$ -
Cash Fund Balance Forward From Preceding Year	\$ -	\$ -
Prior Expenditures Recovered	\$ -	\$ -
TOTAL RECEIPTS	\$ 12,588,580.78	\$ -
TOTAL RECEIPTS AND BALANCE	\$ 85,072.66	\$ -
Warrants of Year in Caption	\$ -	\$ -
Interest Paid Thereon	\$ -	\$ -
TOTAL DISBURSEMENTS	\$ -	\$ -
CASH BALANCE JUNE 30, 2024	\$ 85,072.66	\$ -
Reserve for Warrants Outstanding	\$ -	\$ -
Reserve for Interest on Warrants	\$ -	\$ -
Reserves From Schedule 8	\$ -	\$ -
TOTAL LIABILITIES AND RESERVE	\$ -	\$ -
DEFICIT:	\$ -	\$ -
CASH BALANCE FORWARD TO NEXT YEAR	\$ 85,072.66	\$ -

Schedule 9: Career Tech Remit Fund Summary of Expenses				
Total for Expenses	Net Appropriations July 1, 2024	Warrants Issued	Reserves	Approved by County Excise Board
1100 Total Salaries	\$ -	\$ -	\$ -	\$ -
1200 Fringe Benefits	\$ -	\$ -	\$ -	\$ -
1300 Travel Related	\$ -	\$ -	\$ -	\$ -
2000 Total Maintenance & Operations	\$ -	\$ -	\$ -	\$ -
4100 Total Machinery & Equipment, Capital Outlay	\$ -	\$ -	\$ -	\$ -
All Other Expenses	\$ -	\$ -	\$ -	\$ -
TOTAL EXPENDITURES 2023-24 FISCAL YEAR	\$ -	\$ -	\$ -	\$ -

TAX INCREMENT FINANCING DISTRICT COVERING THE PERIOD 7/1/2023 TO 6/30/2024
ESTIMATE OF NEEDS FOR 2024-2025

Page 79

M-7713

TAX INCREMENT FINANCING DISTRICT

Schedule 1: Current Balance Sheet - June 30, 2024	
ASSETS:	
Cash Balances	\$ 326,088.28
Investments	\$ -
TOTAL ASSETS	\$ 326,088.28
LIABILITIES AND RESERVES:	
Warrants Outstanding	\$ -
Reserve for Interest on Warrants	\$ -
Reserves From Schedule 3	\$ -
TOTAL LIABILITIES AND RESERVES	\$ -
CASH FUND BALANCE JUNE 30, 2024	\$ 326,088.28
TOTAL LIABILITIES, RESERVES AND CASH FUND BALANCE	\$ 326,088.28

Schedule 5: Tax Increment Financing District Fund Balance Sheet of Current and All Prior Years		
CURRENT AND ALL PRIOR YEARS	2023-24	PRE-2023
Cash Balance Reported to Excise Board June 30, 2023	\$ -	\$ 415,344.11
Opening Balance from Prior Year	\$ 415,344.11	\$ 415,344.11
Cash Fund Balance Transferred Out	\$ 2,896,492.72	\$ -
Cash Fund Balance Transferred In	\$ -	\$ -
Adjusted Cash Balance	\$ (2,481,148.61)	\$ -
Ad Valorem Tax Apportioned To Year In Caption	\$ 2,807,236.89	\$ -
Sources of Revenue		
9000 Interest, Mortgage Tax	\$ -	\$ -
9100 Local Revenues	\$ -	\$ -
9200 State Revenues	\$ -	\$ -
9300 Federal Revenues	\$ -	\$ -
9400 Miscellaneous Revenues	\$ -	\$ -
9500 Special Assessments	\$ -	\$ -
9600 Other Revenues	\$ -	\$ -
9700 School Revenues	\$ -	\$ -
All Other Non-Tax Revenues	\$ -	\$ -
Sales Tax and Sales Tax Interest	\$ -	\$ -
Cash Fund Balance Forward From Preceding Year	\$ -	\$ -
Prior Expenditures Recovered	\$ -	\$ -
TOTAL RECEIPTS	\$ 2,807,236.89	\$ -
TOTAL RECEIPTS AND BALANCE	\$ 326,088.28	\$ -
Warrants of Year in Caption	\$ -	\$ -
Interest Paid Thereon	\$ -	\$ -
TOTAL DISBURSEMENTS	\$ -	\$ -
CASH BALANCE JUNE 30, 2024	\$ 326,088.28	\$ -
Reserve for Warrants Outstanding	\$ -	\$ -
Reserve for Interest on Warrants	\$ -	\$ -
Reserves From Schedule 8	\$ -	\$ -
TOTAL LIABILITIES AND RESERVE	\$ -	\$ -
DEFICIT:	\$ -	\$ -
CASH BALANCE FORWARD TO NEXT YEAR	\$ 326,088.28	\$ -

Schedule 9: Tax Increment Financing District Fund Summary of Expenses				
Total for Expenses	Net Appropriations July 1, 2024	Warrants Issued	Reserves	Approved by County Excise Board
1100 Total Salaries	\$ -	\$ -	\$ -	\$ -
1200 Fringe Benefits	\$ -	\$ -	\$ -	\$ -
1300 Travel Related	\$ -	\$ -	\$ -	\$ -
2000 Total Maintenance & Operations	\$ -	\$ -	\$ -	\$ -
4100 Total Machinery & Equipment, Capital Outlay	\$ -	\$ -	\$ -	\$ -
All Other Expenses	\$ -	\$ -	\$ -	\$ -
TOTAL EXPENDITURES 2023-24 FISCAL YEAR	\$ -	\$ -	\$ -	\$ -

Statement of Receipts, Disbursements, and Changes in Cash Balances
Exhibit W

County Funds	Beginning Cash Balance July 1	Receipts Apportioned	Transfers In	Transfers Out	Disbursements	Ending Cash Balance June 30
Exhibit A	\$ 6,040,668.58	\$ 10,914,878.02	\$ 0.00	\$ 32.32	\$ 10,643,029.05	\$ 6,312,485.23
Exhibit B	\$ 0.00	\$ 0.00	\$ 0.00	\$ 0.00	\$ 0.00	\$ 0.00
Exhibit D	\$ 2,978,381.18	\$ 5,564,931.47	\$ 479,287.63	\$ 0.00	\$ 5,954,787.85	\$ 3,067,812.43
Exhibit E	\$ 3,441,913.75	\$ 2,321,578.52	\$ 0.00	\$ 7,500.00	\$ 2,300,208.77	\$ 3,455,783.50
Total Exhibit G's	\$ 0.00	\$ 0.00	\$ 0.00	\$ 0.00	\$ 0.00	\$ 0.00
Total Exhibit H's	\$ 0.00	\$ 0.00	\$ 0.00	\$ 0.00	\$ 0.00	\$ 0.00
Total Exhibit I's	\$ 24,858,029.02	\$ 6,586,681.82	\$ 8,500.00	\$ 480,287.63	\$ 9,199,688.23	\$ 21,773,234.98
Total Exhibit I.S.T's	\$ 6,372,460.05	\$ 9,729,279.98	\$ 0.00	\$ 0.00	\$ 7,508,810.11	\$ 8,592,929.92
Total Exhibit J's	\$ 0.00	\$ 0.00	\$ 0.00	\$ 0.00	\$ 0.00	\$ 0.00
Total Exhibit K's	\$ 0.00	\$ 0.00	\$ 0.00	\$ 0.00	\$ 0.00	\$ 0.00
Total Exhibit L's	\$ 0.00	\$ 0.00	\$ 0.00	\$ 0.00	\$ 0.00	\$ 0.00
Total Exhibit M's	\$ 3,666,839.08	\$ 86,927,910.86	\$ 184,040.62	\$ 83,098,795.46	\$ 501,057.39	\$ 3,794,625.42
Total Amounts	\$ 47,358,291.66	\$ 122,045,260.67	\$ 671,828.25	\$ 83,586,615.41	\$ 36,107,581.40	\$ 46,996,871.48

Calculation of the Maximum Budget available using
the Estimated Valuations, Miscellaneous Revenues, and Carryover
Exhibit X

	General Fund		
	Unrestricted	Sales Tax	Total
General Fund Mill Levy	10.23	0.00	
Total Estimated Assessed Valuation	\$ 877,180,798.00		
Gross Ad Valorem Tax Levy	\$ 8,973,559.56		
Reserve for Delinquency Reserve Percentage 10%	\$ 815,778.14		
Net Ad Valorem Tax Levy	\$ 8,157,781.42		\$ 8,157,781.42
Cash fund balance, June 30	\$ 5,843,155.51	\$ 0.00	\$ 5,843,155.51
Miscellaneous Revenue	\$ 0.00	\$ 0.00	\$ 0.00
Total Available for Appropriations	\$ 14,000,936.93	\$ 0.00	\$ 14,000,936.93

CERTIFICATE OF EXCISE BOARD
ESTIMATE OF NEEDS FOR 2024-2025

STATE OF OKLAHOMA, COUNTY OF COMANCHE

We, the members of the Excise Board of said County and State, do hereby certify that we have examined the foregoing estimates of proposed current expenses for the ensuing fiscal year as filed with the Board of County Commissioners, and those directly under, or in contractual relationship with, the Board of County Commissioners; we have ascertained from the Financial Statements submitted therewith the amount of Surplus Balances of Cash on Hand; we have considered the uncollected ad valorem taxes of the previous year or years; and we have ascertained that the probable Income estimated to be collected from all sources other than ad valorem taxation may reasonably be expected as a revenue for the ensuing fiscal year, and that the same does not exceed 90% of the actual collection from such sources for the previous fiscal year.

In so doing, we have diligently performed the duties imposed upon the Excise Board by 68 O.S. 1991 Section 3007, (1) ascertaining that the financial statements, as to statistics therein contained reflect the true fiscal condition at the close of the fiscal year, or caused the same to be corrected so to show; (2) struck from the estimate of needs so submitted any items not authorized by law and reduced to the sum authorized by law any items restricted by statute as to the amount lawfully expendable therefore; (3) supplemented such estimate, after proper publication, by an estimate of needs prepared by this Excise Board to make provision for mandatory governmental functions where the estimate submitted wholly failed or was deemed inadequate to fulfill the mandate of the Constitutions or of the Legislature; (4) computed the total means available to each fund in the manner provided; and (5) then and only thereafter.

Accordingly, we have and do hereby appropriate the Surplus Balances of Cash on Hand, and the Revenues and Levies hereinafter set forth for each Fund to the several and specific purposes named in such estimates, by each, to the intent and purpose that CONSTITUTIONAL GOVERNMENTAL FUNCTIONS shall be first assured and provided for, and subsequently to provide for Legislative Governmental Functions insofar as to the available Surpluses, Revenues and Levies will permit; and we have provided also that the Levies are in excess of the amount appropriated to needs after deducting the surplus cash balance on hand, and Estimated Revenues other than tax, by the percentage and amount or reserve for delinquent tax as hereinafter set forth, which we have determined in the manner provided by law.

We further certify that we have examined the within statements of account and estimated needs or requirements of the Governing Board of Comanche County, in relation to the Sinking Fund or Funds thereof, and after finding the same correct or having caused the same to be corrected pursuant to 68 O. S. 1991 Section 3009, have approved the requirements therefor to fulfill the conditions of Section 26 and 28 of Article 10, Oklahoma Constitution, and have made and certified a tax levy therefor to the extent of the excess of said total requirements over any other legal deduction, including a reserve of caused the same to be corrected pursuant to 68 O. S. 1991 Section 3009, have approved the requirements therefor to fulfill the conditions of Section 26 and 28 of Article 10, Oklahoma Constitution, and have made and certified a tax levy therefor to the extent of the excess of said total requirements over any other legal deduction, including a reserve for delinquent taxes.

CERTIFICATE OF EXCISE BOARD
ESTIMATE OF NEEDS FOR 2024-2025

EXHIBIT "Y"		Page 86	
County Excise Board's Appropriation of Income and Revenue	General Fund	Health Department	Sinking Fund (Exc. Homesteads)
Appropriation Approved & Provision Made	\$ 14,000,936.93	\$ 5,082,737.10	\$ -
Appropriation of Revenues	\$ -	\$ -	\$ -
Excess of Assets Over Liabilities	\$ 5,843,155.51	\$ 3,041,298.15	\$ -
Unclaimed Protest Tax Refunds	\$ -	\$ -	\$ -
Revenues Approved by Excise Board	\$ -	\$ -	\$ -
Est. Value of Surplus Tax in Process	\$ -	\$ -	\$ -
Sinking Fund Contributions	\$ -	\$ -	\$ -
Surplus Building Fund Cash	\$ -	\$ -	\$ -
Total Other Than 2024 Tax	\$ 5,843,155.51	\$ 3,041,298.15	\$ -
Balance Required	\$ 8,157,781.42	\$ 2,041,438.95	\$ -
Percent for Delinquency	10.0%	10.0%	0.0%
Added for Delinquency	\$ 815,778.14	\$ 204,143.89	\$ -
Total Required for 2024 Tax	\$ 8,973,559.56	\$ 2,245,582.84	\$ -
Rate of Levy Required and Certified (in Mills)	10.23	2.56	0.00

We further certify that the net assessed valuation of the Property, subject to ad valorem taxes, after the amount of all Homestead Exemptions have been deducted in the said County as finally equalized and certified by the State Board of Equalization for the current year 2024-2025 is as follows:

VALUATION AND LEVIES EXCLUDING HOMESTEADS				
County	Real	Personal	Public Service	Total
Total Valuation,	\$ 662,974,412.00	\$ 144,686,574.00	\$ 69,519,812.00	\$ 877,180,798.00


and that the assessed valuations herein certified have been used in computing the rates of mill levies and the proceeds thereof appropriated as aforesaid; and that having ascertained as aforesaid, the aggregate amount to be raised by ad valorem taxation, we thereupon made the levies therefor as provided by law as follows:


General Fund: 10.23 Mills	Health Dept: 2.56 Mills	Sinking Fund: 0.00 Mills	Sub-Total: 12.79 Mills
---------------------------	-------------------------	--------------------------	------------------------


Free Fair Budget Account (Levy Per Applicable Statute)	0.00 Mills;
Free Fair Improvement Budget Account (Net Proceeds of 1.00 Mill)	0.00 Mills;
Free Fair Additional Improvement Budget Account (Net Proceeds of 1.00 Mill)	0.00 Mills;
Library Budget Account (Net Proceeds of 1/2 of 1.00 Mill)	0.00 Mills;
Cooperative County/City-County Library Budget Account (1.00 to 4.00 Mills)	0.00 Mills;
County Cemetery (Prior To Aug. 15, 1933) Budget Account (Net Proceeds of 1/5 of 1.00 Mill)	0.00 Mills;
Public Buildings Budget Account (Not To Exceed 5.00 Mills)	0.00 Mills;
Emergency Medical Service (Not To Exceed 3.00 Mills)	0.00 Mills;
Total County Levies	12.79 Mills;
County Wide Levy For Schools (4.00 Mills)	4.09 Mills;
Total County Wide Levy	16.88 Mills;

and we do hereby order the above levies to be certified forthwith by the Secretary of this Board to the County Assessor of said County, in order that the County Assessor may immediately extend said levies upon the Tax Rolls for the year 2025 without regard to any protest that may be filed against any levies, as required by 68 O. S. 1991, Section 2869.

Dated at Lawton, Oklahoma, this 16th day of September, 2024.


AC BENNETT Excise Board Member


JP RICHARD Excise Board Chairman


D GLOVER Excise Board Member


Excise Board Secretary



Comanche County, 16
Statistical Data
2024-2025.

Total Valuation		
Total Gross Valuation Real Property	\$	776,157,112.00
Total Homestead Exemption	\$	113,182,700.00
Total Real Property	\$	662,974,412.00
Total Personal Property	\$	144,686,574.00
Total Public Service Property	\$	69,519,812.00
Total Valuation of Property	\$	877,180,798.00

PUBLICATION SHEET - COMANCHE COUNTY, OKLAHOMA
FINANCIAL STATEMENT OF THE VARIOUS FUNDS FOR THE FISCAL YEAR ENDING JUNE 30, 2024, AND ESTIMATE OF NEEDS
FOR THE FISCAL YEAR ENDING JUNE 30, 2025, OF THE GOVERNING BOARD OF
COMANCHE COUNTY, OKLAHOMA

Exhibit "Z"


Page 89

STATEMENT OF FINANCIAL CONDITION AS OF JUNE 30, 2024	General Fund	Health Fund	Sinking Fund
ASSETS:			
Cash Balance June 30, 2024	\$ 6,312,485.23	\$ 3,455,783.50	\$ -
Investments	\$ -	\$ -	\$ -
TOTAL ASSETS	\$ 6,312,485.23	\$ 3,455,783.50	\$ -
LIABILITIES AND RESERVES:			
Warrants Outstanding	\$ 61,884.51	\$ 126,333.75	\$ -
Reserves for Interest on Warrants	\$ -	\$ -	\$ -
Reserves from Schedule 8	\$ 407,445.21	\$ 288,151.60	\$ -
TOTAL LIABILITIES AND RESERVES	\$ 469,329.72	\$ 414,485.35	\$ -
CASH FUND BALANCE (Deficit) JUNE 30, 2024	\$ 5,843,155.51	\$ 3,041,298.15	\$ -
ESTIMATE OF NEEDS FOR FISCAL YEAR ENDING JUNE 30, 2025			
Grand Total Current Expense Needs	\$ 14,000,936.93	\$ 5,082,737.10	\$ -
Reserves for Interest on Warrants & Revaluation	\$ -	\$ -	\$ -
Total Required	\$ 14,000,936.93	\$ 5,082,737.10	\$ -
FINANCED:			
Cash Fund Balance	\$ 5,843,155.51	\$ 3,041,298.15	\$ -
Revenues Approved by Excise Board	\$ -	\$ -	\$ -
Total Deductions	\$ 5,843,155.51	\$ 3,041,298.15	\$ -
Balance to Raise from Ad Valorem Tax	\$ 8,157,781.42	\$ 2,041,438.95	\$ -

CERTIFICATE - GOVERNING BOARD

STATE OF OKLAHOMA, COUNTY OF COMANCHE, ss:


We, the undersigned duly elected, qualified Governing Officers of Comanche County, Oklahoma, do hereby certify that at a meeting of the Governing Body of the said County, begun at the time provided by law for Counties and pursuant to the provisions of 68 O.S. 1991 Sec. 3002, the foregoing statement was prepared and is true and correct condition of the Financial Affairs of said County as reflected by the record of the County Clerk and Treasurer. We further certify that the forgoing estimate for current expenses for the fiscal year beginning July 1, 2024, and ending June 30, 2025, as shown are reasonably necessary for the proper conduct of the affairs of the said County, that the Estimate Income to be derived from sources other than ad valorem taxation does not exceed the lawfully authorized ratio of the revenue derived from the same sources during the preceeding fiscal year.



Chairman of Board **JOSH POWERS**



County Clerk
 Seal


Commissioner **JOHNNY OWENS**

Subscribed and sworn as before me this
10th day of Sept., 2024.


Commissioner **RYAN JOHN**


Notary Public

 **CORINNE OWENSBY**
NOTARY PUBLIC
STATE OF OKLAHOMA
Commission # 18010948 Expires 10/25/26

Estimate of Needs by Appropriated Account for 2024-2025

Unrestricted Expenses for the General Fund:	Governmental Budget Accounts Fiscal Year 2024-2025	
	Needs as Estimated by Governing Board	Approved by County Excise Board
Department: 0100, District Attorney		
2005, Maintenance & Operation	\$ 60,000.00	\$ 60,000.00
2020, Professional Services	\$ 75,000.00	\$ 75,000.00
Total for 0100, District Attorney	\$ 135,000.00	\$ 135,000.00
Department: 0400, Sheriff		
1110, Full time salaries	\$ 1,767,996.04	\$ 1,767,996.04
1210, FICA	\$ 777,918.26	\$ 777,918.26
2005, Maintenance & Operation	\$ 41,000.00	\$ 41,000.00
4110, Capital Outlay	\$ 100.00	\$ 100.00
Total for 0400, Sheriff	\$ 2,587,014.30	\$ 2,587,014.30
Department: 0600, Treasurer		
1110, Full time salaries	\$ 210,082.56	\$ 210,082.56
1210, FICA	\$ 81,932.20	\$ 81,932.20
1310, Travel	\$ 9,600.00	\$ 9,600.00
2005, Maintenance & Operation	\$ 30,000.00	\$ 30,000.00
2022, Banking Fees	\$ 100.00	\$ 100.00
4110, Capital Outlay	\$ -	\$ -
Total for 0600, Treasurer	\$ 331,714.76	\$ 331,714.76
Department: 0800, Commissioners		
1110, Full time salaries	\$ 323,124.49	\$ 323,124.49
1210, FICA	\$ 199,946.62	\$ 199,946.62
1310, Travel	\$ 36,000.00	\$ 36,000.00
4110, Capital Outlay	\$ 100.00	\$ 100.00
Total for 0800, Commissioners	\$ 559,171.11	\$ 559,171.11
Department: 0900, OSU Extension		
1110, Full time salaries	\$ 120,000.00	\$ 120,000.00
1310, Travel	\$ 18,000.00	\$ 18,000.00
2005, Maintenance & Operation	\$ 17,000.00	\$ 17,000.00
4110, Capital Outlay	\$ 100.00	\$ 100.00
Total for 0900, OSU Extension	\$ 155,100.00	\$ 155,100.00
Department: 1000, County Clerk		
1110, Full time salaries	\$ 460,895.82	\$ 460,895.82
1210, FICA	\$ 182,728.45	\$ 182,728.45
1310, Travel	\$ 9,600.00	\$ 9,600.00
2005, Maintenance & Operation	\$ 16,000.00	\$ 16,000.00
4110, Capital Outlay	\$ 1,000.00	\$ 1,000.00
Total for 1000, County Clerk	\$ 670,224.27	\$ 670,224.27
Department: 1400, Court Clerk		
1110, Full time salaries	\$ 668,606.75	\$ 668,606.75
1210, FICA	\$ 284,846.83	\$ 284,846.83
1310, Travel	\$ 9,600.00	\$ 9,600.00
Total for 1400, Court Clerk	\$ 963,053.58	\$ 963,053.58
Department: 1600, Assessor		
1110, Full time salaries	\$ 286,218.60	\$ 286,218.60
1210, FICA	\$ 120,210.60	\$ 120,210.60
1310, Travel	\$ 16,800.00	\$ 16,800.00
2005, Maintenance & Operation	\$ 7,820.00	\$ 7,820.00
4110, Capital Outlay	\$ 100.00	\$ 100.00
Total for 1600, Assessor	\$ 431,149.20	\$ 431,149.20

Estimate of Needs by Appropriated Account for 2024-2025

Unrestricted Expenses for the General Fund:	Governmental Budget Accounts Fiscal Year 2024-2025	
	Needs as Estimated by Governing Board	Approved by County Excise Board
Department: 1700, Visual Inspection		
1110, Full time salaries	\$ 457,675.44	\$ 457,675.44
1210, FICA	\$ 182,705.42	\$ 182,705.42
1310, Travel	\$ 30,000.00	\$ 30,000.00
2005, Maintenance & Operation	\$ 49,000.00	\$ 49,000.00
2021, Contract Labor	\$ 92,890.00	\$ 92,890.00
4110, Capital Outlay	\$ 20,759.00	\$ 20,759.00
Total for 1700, Visual Inspection	\$ 833,029.86	\$ 833,029.86
Department: 1800, Juvenile Shelter/Bureau		
1110, Full time salaries	\$ 389,501.28	\$ 389,501.28
1210, FICA	\$ 171,380.56	\$ 171,380.56
1310, Travel	\$ 2,000.00	\$ 2,000.00
2005, Maintenance & Operation	\$ 17,000.00	\$ 17,000.00
4110, Capital Outlay	\$ 100.00	\$ 100.00
Total for 1800, Juvenile Shelter/Bureau	\$ 579,981.84	\$ 579,981.84
Department: 2000, General Government		
1110, Full time salaries	\$ 232,989.64	\$ 232,989.64
1210, FICA	\$ 104,845.34	\$ 104,845.34
1310, Travel	\$ 100.00	\$ 100.00
2005, Maintenance & Operation	\$ 1,090,299.37	\$ 1,090,299.37
2999, Contingencies	\$ 2,926,936.93	\$ 2,926,936.93
4110, Capital Outlay	\$ 100.00	\$ 100.00
Total for 2000, General Government	\$ 4,355,271.28	\$ 4,355,271.28
Department: 2100, Excise Equalization		
1110, Full time salaries	\$ 12,000.00	\$ 12,000.00
1210, FICA	\$ 1,000.00	\$ 1,000.00
1310, Travel	\$ 1,500.00	\$ 1,500.00
Total for 2100, Excise Equalization	\$ 14,500.00	\$ 14,500.00
Department: 2200, Election Board		
1110, Full time salaries	\$ 153,229.90	\$ 153,229.90
1130, Part Time salaries	\$ 10,000.00	\$ 10,000.00
1210, FICA	\$ 68,567.16	\$ 68,567.16
1310, Travel	\$ 500.00	\$ 500.00
2005, Maintenance & Operation	\$ 15,000.00	\$ 15,000.00
2010, Programs	\$ 15,000.00	\$ 15,000.00
4110, Capital Outlay	\$ 100.00	\$ 100.00
Total for 2200, Election Board	\$ 262,397.06	\$ 262,397.06
Department: 2700, Emergency Management		
1310, Travel	\$ 500.00	\$ 500.00
2005, Maintenance & Operation	\$ 263,222.85	\$ 263,222.85
Total for 2700, Emergency Management	\$ 263,722.85	\$ 263,722.85
Department: 2800, Charity		
2005, Maintenance & Operation	\$ 4,000.00	\$ 4,000.00
Total for 2800, Charity	\$ 4,000.00	\$ 4,000.00
Department: 3600, E-911		
2005, Maintenance & Operation	\$ 858,990.00	\$ 858,990.00
Total for 3600, E-911	\$ 858,990.00	\$ 858,990.00
Department: 4500, County Audit Budget		
2005, Maintenance & Operation	\$ 87,718.08	\$ 87,718.08
Total for 4500, County Audit Budget	\$ 87,718.08	\$ 87,718.08

Estimate of Needs by Appropriated Account for 2024-2025

Governmental Budget Accounts Fiscal Year 2024-2025		
Unrestricted Expenses for the General Fund:	Needs as Estimated by Governing Board	Approved by County Excise Board
Department: 4700, Free Fair Budget		
2005, Maintenance & Operation	\$ 255,826.00	\$ 255,826.00
2015, Premiums & Awards	\$ 88,300.00	\$ 88,300.00
4110, Capital Outlay	\$ 100.00	\$ 100.00
Total for 4700, Free Fair Budget	\$ 344,226.00	\$ 344,226.00
Department: 4900, Library Budget		
6810, Miscellaneous	\$ 60,000.00	\$ 60,000.00
Total for 4900, Library Budget	\$ 60,000.00	\$ 60,000.00
Department: 5100, County Hospital		
6310, Other County Agencies	\$ 219,295.20	\$ 219,295.20
Total for 5100, County Hospital	\$ 219,295.20	\$ 219,295.20
Department: 7000,		
1110, Full time salaries	\$ 155,221.80	\$ 155,221.80
1210, FICA	\$ 80,715.34	\$ 80,715.34
2005, Maintenance & Operation	\$ 9,440.40	\$ 9,440.40
4110, Capital Outlay	\$ 40,000.00	\$ 40,000.00
Total for 7000,	\$ 285,377.54	\$ 285,377.54
Total for Unrestricted Expenses for the General Fund:	\$ 14,000,936.93	\$ 14,000,936.93
Total General Fund Budget Requested	\$ 14,000,936.93	\$ 14,000,936.93

09 09 2024

2024

STATE AUDITOR & INSPECTOR

[illegible]

FILED

OCT 09 2024

STATE AUDITOR & INSPECTOR

SCHOOLS OUTSIDE COMANCHE COUNTY
THAT SERVICE PORTIONS OF COMANCHE COUNTY

		COUNTY				CITIES & TOWNS	EMS	SCHOOL DISTRICTS			VO-TECH 1		VO-TECH 2		VO-TECH 10		TOTAL
UNIT OF TAXATION	SCHOOL DIST	General Fund	Building Fund	Health Fund	Common Fund *	Building Fund	General Fund	General Fund	Building Fund	Building Fund	General Fund	Building Fund	General Fund	Building Fund	General Fund	Building Fund	
JT Cotton-Walters School (Calya)	J-1-1	10.23		2.56	4.09			37.71	5.39	10.63					10.58	2.12	83.31
JT Caddo-Boone School (Calya)	J-1056	10.23		2.56	4.09			38.22	5.46	29.93			10.81	1.08			102.38
JT Kiowa-Snyder School (SD-1-4)	J-1-4	10.23		2.56	4.08			37.97	5.42	10.90	10.23	5.02					66.42
JT Kiowa-Mountain View-Gatebo School	J-1003	10.23		2.56	4.09		3.15	36.72	5.25	25.88			10.81	1.08			99.77
JT Stephens-Empire School	J-1-021	10.23		2.56	4.09			39.24	5.61	21.69					10.58	2.12	96.12
JT Stephens-Central School (Shelby)	J-1034	10.23		2.56	4.09			36.92	5.27	34.88					10.58	2.12	106.63
JT Caddo-Cement School (Calya)	J-1-160	10.23		2.56	4.08			35.00	5.00	35.26			10.81	1.08			104.03
JT Caddo-Cynth School	J-1-064	10.23		2.56	4.09			35.00	5.00	7.27			10.81	1.08			76.04

*Common fund is County Wide School Levy

State of Oklahoma)
) ss

County of Comanche)

I, Carrie Tubbs, County Clerk for Comanche County, Oklahoma, do hereby certify that the above levies are true and correct for the taxable year 2024

Witness my hand and seal.

Carrie Tubbs, Comanche County Clerk

Date:

October 7, 2024

